

## PRICE BOOK 2011

### PRICING *Pricing & Policies*

Pricing, Policies & Warranty Pricing Policies.....P1.1

### ELECTRIC LOCKING *Control Trim Solutions*

Retrofit Control Trim For Panic Devices LEXI.....P1.3

Mortise & Cylindrical Control Trim Packages ELECTRA.....P1.5

Exit Device & Control Trim Packages ACCED.....P1.8

Power Supplies, Electric Transfers & Wiring POWER.....P1.15

Mantraps, Sally Ports, Interlocks, Secured Wards & Other Entry & Exit Control Systems RACHIE.....P1.13

Advanced Request-To-Exit Trim ARTE.....P1.15

### MECHANICAL LOCKING *Forced Entry Solutions*

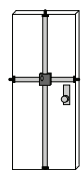
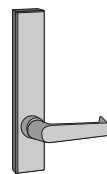


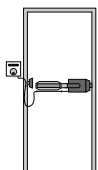
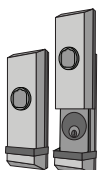
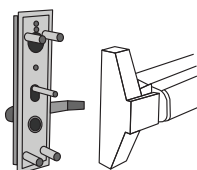
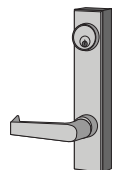
Cylinder Protection Securiguard(6000).....P1.17

Multi-Point Secondary Locks (Surface Applied, Non Emergency) MPPoliceLock(4800).....P1.18

2-Point Emergency Exit Locks Serpent(SEL).....P1.19

Concealed Multi-Point Mortise Locks & Panic Devices Multi-Bolt(7000).....P1.20

Automatic Dead Bolt Locking & Exit Devices Auto-Bolt (8000).....P1.21



**Securitech's policy is to work cooperatively with our distributors and dealers to exceed the needs and requirements of our users.**

#### ACCEPTANCE

Orders are accepted at the sole discretion of Securitech Group, Inc. Securitech reserves the right to decline an order at its sole discretion.

#### AUTHORIZATION TO PURCHASE

Knowledge or possession of the price list does not constitute the right to purchase from Securitech.

#### CHANGES & CANCELLATIONS

All changes to an order must be in writing. Changes and cancellations are subjected to material and labor charges incurred prior to the change or cancellation notification and shall be due and payable upon billing by Securitech.

#### CLAIMS

All claims for shortages must be made within one week of receipt of material. All claims for shortages or damages by the carrier shall be made directly by the customer to the carrier. Any change or alteration to an invoice must be approved by Securitech in advance of payment.

#### CONFIRMATION

To ensure accuracy, Securitech requires a signed Order Entry Confirmation prior to releasing an order to production. Failure to provide Securitech with a confirmation will delay the order.

#### CREDIT TERMS

Securitech retains the right to issue or change credit terms at its sole discretion.

#### DELIVERY

Securitech will provide an estimated delivery date. Securitech shall not be held liable or accountable for any damages or costs incurred due to missed or changed delivery date.

#### FINANCE CHARGES

Securitech retains the right to issue finance charges of 1.5% per month on all delinquent accounts. The customer shall be responsible for all collection costs, court costs and attorney's fees (where allowed by law) in connection with the recovery of any delinquent account.

#### FREIGHT

F.O.B. Maspeth, NY. Customer is responsible for all freight costs. Securitech will ship with the carrier of its choice, unless instructed otherwise. Freight is not included in rush charge.

#### MINIMUM INVOICE AMOUNT

Securitech retains the right to determine the minimum invoice amount for any account.

#### LEGAL

All transactions shall be governed by the laws of the State of New York.

#### PRICES

Prices are subject to change without notice and are only guaranteed when presented by Securitech by a quotation and subject to the dates listed in the quotation. Securitech reserves the right to correct any printed or clerical errors at any time.

#### RETURNS

All returns shall require pre-authorization by Securitech and the issuance of an RGA number. All returns must comply with the terms and requirements listed on the RGA and are subject to review and acceptance upon receipt by Securitech. Returns are subject to a restocking fee as determined by Securitech and are issued at the sole discretion of Securitech.

#### TAXES

Securitech sales are to authorized resellers who shall furnish applicable sales certificates to Securitech. All prices exclude any federal, state or local taxes.

#### TERMS OF SALE

Securitech terms for open status accounts are Net 30 days. Discounts are offered at the sole discretion of Securitech and are listed individually upon the invoice.

---

#### Securitech Group, Inc. Rush Order Policy (Effective 10/07)

We try very hard accommodate all our customers and honor requested ship dates. We understand that there will be circumstances requiring "Rush" orders and will make good faith efforts to honor those requests, according to the policy below. However, it is impossible for Securitech to honor each and every rush order request. Dealers should maintain an inventory of the most popular items they sell.

Rush charges are necessary as greater effort and expenses are incurred to fulfill rush shipments. Rush orders also impact our ability to make on-time shipments. Customers will be informed of rush charges before they are entered on the order. Customers must accept the rush charge before the order can be processed.

Rush orders will be accepted until 2pm EST (3pm EST for west coast customers). Any orders received after that time cannot be processed on the same day. Rush charges may be waived at the discretion of management and will be indicated in writing on the purchase order confirmation.

#### Rush Charge Schedule:

- Standard: 10% - shipped within 48 hours after receipt of a confirmed order.
- Extreme: 15% -shipped same day of a confirmed order, requires telephone request as well.

#### FREIGHT IS NOT INCLUDED IN RUSH CHARGE

Under normal circumstances the following products can ship with RUSH status.

All products must be of standard finish, size and have no custom mechanical or electric components.

1. SERPENT Complete Products: SEL-100, 200, 110, 210,120, 220, SEL-IAL, SEL-DDA, SEL-481/482, SEL-GK2
  - a. Exterior Trim: SEL-KLT, SEL-MTT, SEL-KDT, SEL-MDT
  - b. Alarms: SEL-A10, SEL-A20
  - c. Spare Parts: SEL-SSO,
2. 4800 Complete Products: 4820, 4820V, 4840, 4840P, 4831,4832,4833 (In swing or out swing)
  - a. Exterior Control: XX, HG, BG
  - b. Internal Control: All options (TT, LT, CO, RO)
  - c. Standard Door width, height and thickness ("37")
  - d. Spare Parts: MPK-EK12, 4840MECH, 48TPC-ASM
3. SECURIGUARD Models 6300, 6305

The following products are not available for rush order: 7000 Series, 8000 Series, any SHD, any SBD, any TT, special finishes, LEXI, ACCED, ELECTRA, RACHIE, ARTE, CUSTOM ELECTRICAL AND/OR MECHANICAL PRODUCTS.

Please contact the factory for lead times.

This policy is subject to change without notice.

## Limited Warranty

The Securitech Group, Inc (The Company) warrants that its products sold are free from defects in workmanship and materials under normal use and service.

This warranty does not cover damage or defects arising from improper installation, improper storage, abuse, or products being used in application other than in a manner which product was intended.

The only liability of the Company in tort or contract whether under warranty or otherwise shall be limited to the repair or replacement of any product or component part which shall prove defective as covered by this warranty.

## Electric Locks & Trims

- UG Trims:** (2) Two Year Mechanical Warranty  
(5) Five Year Warranty on electrical components
- GG Trims:** (2) Two Year Mechanical Warranty  
(5) Five Year Warranty on electrical components

## Power Transfer Hinges, TransX, Yamaka, Mini Hinge:

- (1) One Year Warranty

## Power Supplies, Alarms, Key Switches, other products:

- (1) One Year Warranty

## Multi-Point & Mechanical Locks

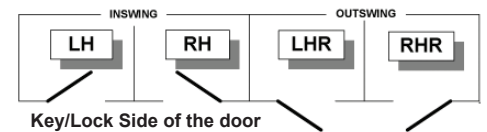
- Serpent: [5] Five Year Mechanical & [1] One Year Electrical Warranty
- 4800 Series: (3) Three Year Mechanical Warranty
- 6000 Series: (1) One Year Mechanical Warranty
- 7000 Series: (1) One Year Mechanical Warranty
- 8000 Series: (1) One Year Mechanical Warranty

## Finishes

B. H. M. A.	Description
630	Satin Stainless Steel
605	Bright Brass
606	Satin Brass
611	Bright Bronze
612	Satin Bronze
613	Oil Rubbed Bronze
625	Bright Chrome
626	Satin Chrome
629	Bright Stainless
676	Powder Coated Black

## Handing

The door handing is determined by looking at the door from the exterior (key) side of the door.



Look at the hinges.

See if the door swings into the room or out of the room.

## Glossary of Terms

**Classroom Function:** Lever remains unlocked until re-locked by key

**Storeroom Function:** Single entry, lever relocks when key is removed

**Fail-Secure:** Lever remains locked with loss of power

**Fail-Safe:** For re-entry applications; lever unlocks with loss of power

**Request-To-Exit:** Moving interior lever or pushing panic bar sends signal for exiting. Eliminates need for P-I-R switches or other detectors.

**Key Usage Switch:** Single rotation of the key changes state of switch from off to on or on to off

**Momentary Switch:** State of switch changes only as long as key is rotated

**Latch Position Switch:** Indicates that latch is fully extended

**Key On/Off Switch:** A switch performs a function when activated by rotating the key.

**Bond Sensor:** Verifies bonding between magnet and armature on magnetic locks.

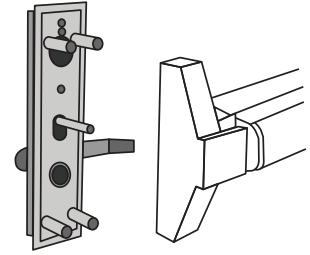
**Door Status Switch:** Senses open and closed door position.

# LEXI™ Pricing

54-60 46th Street, Maspeth NY 11378 | 800.622.LOCK | local: 718.392.9000 | fax: 718.392.8944 | www.securitech.com

## RETROFIT CONTROL TRIM FOR EXISTING EXIT DEVICES

*Below is pricing for Securitech's popular LEXI models.  
To price other custom models start with the series as the base price.  
Add the appropriate prices for each designation.  
The total is the model's list price.*



## LEXI POPULAR MODEL PRICES (Specify handing.)

MODELS (page E2.2)		LIST PRICE
EDT-G20-D11-J2F1-630	24vDC Release For Jackson Concealed Vertical Rod Exit Devices (CVR-885, 1085, 1285, 2085); Single Entry, Fail-Secure	\$755
EDT-G20-D13-J2F1-630	24vDC Release For Jackson Concealed Vertical Rod Exit Devices (CVR-885, 1085, 1285, 2085); Single Entry, Fail-Secure, Key Usage Switch	855
EDT-G20-D11-D4G2-630	24vDC Release For Doromatic Concealed Vertical Rod Exit Devices (CVR-1690, 990, 1990); Single Entry, Fail-Secure	755
EDT-G20-D13-D4G2-630	24vDC Release For Doromatic Concealed Vertical Rod Exit Devices (CVR-1690, 990); Single Entry, Fail-Secure, Key Usage Switch	855
EDT-G20-D11-V1A1-630	24vDC Release For Von Duprin Rim Exit Devices (RIM-99EO, 99NL(cyl), 99TP, 99K, 9927EO, 9927NL(cyl), 9927L, 9927K, 9947EO, 9947NL(cyl), 9947L); Single Entry, Fail-Secure	720
EDT-G20-D13-V1A1-630	24vDC Release For Von Duprin Rim Exit Devices (RIM-99EO, 99NL(cyl), 99TP, 99K, 9927EO, 9927NL(cyl), 9927L, 9927K, 9947EO, 9947NL(cyl), 9947L); Single Entry, Fail-Secure, Key Usage Switch	825
EDT-G20-D11-Y1A1-630	24vDC Release For Yale & Corbin Russwin Exit Devices (Yale: SVR-7110, SQB-7150n, CVR-7140n, RIM-7200w, CVR-7240; Corbin Russwin: RIM-ED5200n, SVR-ED5400n, CVR-ED5800n, RIM-ED4200, SVR-ED4400, SVR-ED4800, RIM-ED6200, SVR-6400EO, CVR-ED6800EO); Single Entry, Fail-Secure	700
EDT-G20-D13-Y1A1-630	24vDC Release For Yale & Corbin Russwin Exit Devices (Yale: SVR-7110, SQB-7150n, CVR-7140n, RIM-7200w, CVR-7240; Corbin Russwin: RIM-ED5200n, SVR-ED5400n, CVR-ED5800n, RIM-ED4200, SVR-ED4400, SVR-ED4800, RIM-ED6200, SVR-6400EO, CVR-ED6800EO); Single Entry, Fail-Secure, Key Usage Switch	800

## LEXI PRICE LIST

SERIES	DESCRIPTION	LIST PRICE
EDT	Exit Device Trim	631
EMT	Exit Device Trim, Maglock Built In Trim	765

TRIM STYLE	DESCRIPTION	ADD TO LIST PRICE
G2	GG Style Trim; Durable, Slip Clutch Model (vandal-resistant)	-

LEVER TYPE	DESCRIPTION	ADD TO LIST PRICE
0	Standard With Return	-
2	Tapered	34
3	Tubular With Return	34
4	Tapered With Return	34

CONTINUED ON NEXT PAGE

All hardware is manufactured for Standard 3' x 7' x 1-3/4" doors.

# LEXI™ Pricing

54-60 46th Street, Maspeth NY 11378 | 800.622.LOCK | local: 718.392.9000 | fax: 718.392.8944 | www.securitech.com

FUNCTION GROUPS	DESCRIPTION	ADD TO LIST PRICE
D11	24vDC Release, Single Entry, Fail-Secure	-
D13	24vDC Release, Key Usage Switch	\$102
D15	24vDC Release, Key On/Off Switch	102
D31	24vDC Release, Classroom Function	41
R11	Re-Entry Function, 24vDC Required, Fail-Safe	46
R13	Re-Entry Function, Key Usage Switch	147
A11	24vAC (30VA) Release, Single Entry, Fail-Secure	-
A13	24vAC (30VA) Release, Key Usage Switch	102
M10	Mechanical, Single Entry	-113
M30	Mechanical, Classroom Function	-74
M00	Mechanical, Dummy Trim	-136

MP&O	DESCRIPTION	ADD TO LIST PRICE
D4G2	Doromatic, CVR-1690, 990	125
D6G2	Doromatic, CVR-3700	125
J2F1	Jackson, CVR-885, 1085, 1285, 2085	125
K1E1B	Kawneer, CVR-Paneline (wide stile only)	232
V1A1	Von Duprin, Rim-99EO, 99NL(cyl), 99TP, 99K, 9927EO NL(cyl), 9927L, 9927K, 9947EO, 9947NL(cyl), 9947L	91
Y1A1	Yale, VR7110, SQB7150(n), CVR7140(n), Rim7200(w), CVR7240, Rim-ED5200(n), SVR-ED5400(n), CVR-ED5800(n), Rim-ED4200, SVR-ED4400, SVR-ED4800, Rim-ED6200, SVR-ED6400(EO), CVR-ED6800(EO)	68
Y3A	Yale, Rim7100(w), SQB7150(w), SVR7110(w), CVR7140(w)	91

OTHER MP&O MODELS	DESCRIPTION	ADD TO LIST PRICE
LEVEL I	(Includes Mounting Plate For Dummy Trim)	68
LEVEL II		91
LEVEL III		125
LEVEL IV		142
LEVEL V		209
LEVEL VI		232

SPECIAL FUNCTIONS	DESCRIPTION	ADD TO LIST PRICE
<b>OPTIONAL (List As Needed)</b>		
F1	Lever Position Switch	142
F3	Thick Door (2-2 1/2)	34
F4	LED Lever Release Indicator	254
F5	Security Fasteners	29
F6	Piezo Sounder For Lever	68

FINISH	DESCRIPTION	ADD TO LIST PRICE
630	Satin Stainless Steel	-
605	Bright Brass	159
606	Satin Brass	102
613	Oil Rubbed Bronze	102
625	Bright Chrome	159
626	Satin Chrome	102

DOOR HANDING	DESCRIPTION	ADD TO LIST PRICE
LHR	Left Hand Reverse Door	-
RHR	Right Hand Reverse Door	-

*All hardware is manufactured for Standard 3' x 7' x 1-3/4" doors.*

# LEXI™ MP&O Finder

54-60 46th Street, Maspeth NY 11378 | 800.622.LOCK | local: 718.392.9000 | fax: 718.392.8944 | www.securitech.com

**FIND YOUR EXIT DEVICE MODEL NUMBER. FIND THE CORRESPONDING MP&O. PLACE THE MP&O DESIGNATION INTO FIELD #4 ON THE LEXI MODEL BUILDER PAGE.**

## Von Duprin Exit Devices

MODEL	TYPE	DEVICE	EXTERIOR	OPERATOR	MP&O	LEVEL
22	RIM	22NL	N/A	N/A	U1A1	II
33	RIM	33EO	NONE	N/A	V8F8	V
33	RIM	33NL-OP	CYLINDER	334	V8F8	V
33	RIM	33L	LEVER TRIM	370L	V8F8	V
3327	SVR	3327L	LEVER TRIM	370L	V8F8	V
3347	CVR	3347L	LEVER TRIM	372L	V9D6	IV
3347	CVR	3347TL	THUMBTURN	376T	V13D6*	IV
33A	RIM	33AEO	NONE	N/A	V10A4	II
33A	RIM	33ANL	CYLINDER	386NL	V10A4	II
33A	RIM	33AL	LEVER TRIM	360L	V10A4	II
33A47	CVR	33A47EO	NONE	N/A	V10A4	II
33A47	CVR	33A47NL	CYLINDER	386NL	V10A4	II
33A47	CVR	33A47L	LEVER TRIM	360L	V10A4	II
33A47	CVR	33A47TL	THUMBTURN	376T	V13D6*	IV
5547	CVR	5547TL	THUMBTURN	376T	V13D6*	IV
55	RIM	55NL	LEVER TRIM	5575NL	V18A1	IV
88	RIM	88NL	CYLINDER	880NL	V2A1	II
88	RIM	88TP	THUMB PIECE	880TP	V15A1**	IV
88	RIM	88L	LEVER TRIM	373L	V20B4	II
88	RIM	88K	KNOB	880K	V2B1	III
8875	MORTISE	8875L	LEVER TRIM	373L	V7B1	II
8827	SVR	8827TP	THUMB PIECE	880TP	V11D9***	IV
8827	SVR	8827L	LEVER TRIM	373L	V12B4	II
8847	CVR	8847EO	NONE	N/A	V13D6*	IV
8847	CVR	8847TL	THUMBTURN	377T	V13D6*	IV
99	RIM	99EO	NONE	N/A	V1A1	II
99	RIM	99NL	CYLINDER/PLATE	990NL	V4A1	II
99	RIM	99NL	CYLINDER ONLY	110NL	V1A1	II
99	RIM	99TP	THUMB PIECE	990TP	V1A1	II
99	RIM	99K	KNOB	991K	V1A1	II
9975	MORTISE	9975L	LEVER TRIM	992L	V14B8	III
9975	MORTISE	9975K	KNOB	991K	V14B8	III
9927	SVR	9927EO	NONE	N/A	V1A1	II
9927	SVR	9927NL	CYLINDER/PLATE	990NL	V4A1	II
9927	SVR	9927NL	CYLINDER ONLY	110NL	V1A1	II
9927	SVR	9927TP	THUMB PIECE	990TP	V4A1	II
9927	SVR	9927L	LEVER TRIM	992L	V1A1	II
9927	SVR	9927K	KNOB	991K	V1A1	II
9947	CVR	9947EO	NONE	N/A	V1A1	II
9947	CVR	9947NL	CYLINDER/PLATE	990NL	V4A1	II
9947	CVR	9947NL	CYLINDER ONLY	110NL	V1A1	II
9947	CVR	9947L	LEVER TRIM	992L	V1A1	II

\* Must use rod member #109112 for MP&O #V13D6  
 \*\* Requires Von Duprin #CKNL kit to use MP&O #V15A1

## Universal Mounting Plates

MP&O	LEVEL	WIDTH	HEIGHT
U1A1	II	2"	13"
U2A1	II	3"	13"
U3D2	II	3"	13"
U4A7	II	2.5"	14.25"
U1D6	III	2"	13"
U1D7	III	2"	13"

Universal Mounting Plates do not match a specific manufacturer's templating and do not thru-bolt to exit devices. They are designed to thru-bolt around the exit device head and can be used with various, but not all exit devices.

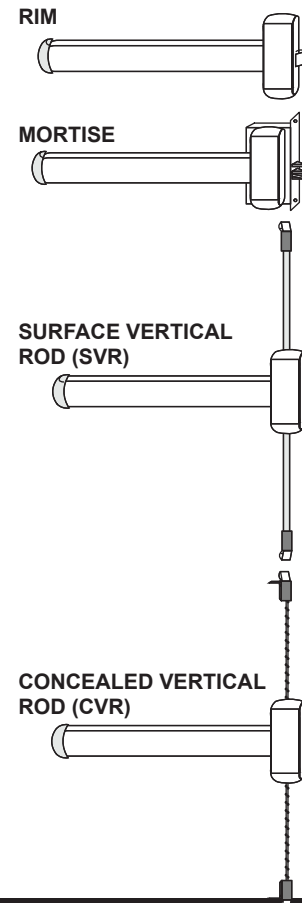
All Universal Mounting Plates include 4 thru-bolts except the U3D2 MP&O which comes with 2 thru-bolts.

U1A1 & U2A1 replicate rim cylinder tailpiece

D2 operator used for Monarch 18 CVR

D6 operator used for lifting motion on different CVR devices

D7 operator used for lifting motion on Sargent CVR devices



**We are constantly adding MP&O's based upon customer requests. If the MP&O for an exit device you need is not listed, please contact the factory and we'll work with you to meet your needs.**

*All hardware is manufactured for Standard 3' x 7' x 1-3/4" doors.*

**FIND YOUR EXIT DEVICE MODEL NUMBER. FIND THE CORRESPONDING MP&O. PLACE THE MP&O DESIGNATION INTO FIELD #4 ON THE LEXI MODEL BUILDER PAGE.**

## ALUMINUM DOOR SOLUTIONS

### Jackson Exit Devices

MODEL	TYPE	MP&O	LEVEL
885	CVR	J2F1	III
1085	CVR	J2F1	III
1085	CVR	J6F1*	III
1285	CVR	J2F1	III
2085	CVR	J2F1	III
3185	CVR	J1H2	IV
1095	RIM	J3A4	III
1295	RIM	J4A5	III
2095	RIM	J5A5	III

\*Not available for pair of doors - both active

### Kawneer Exit Devices

STILE	TYPE	MP&O	LEVEL
WIDE	CVR	K1E1B**	VI
NARROW	CVR	K2E2**	V

### Adams-Rite Exit Devices

MODEL	TYPE	MP&O	LEVEL
8400	MORTISE	A1B3	II
8600-LHR	CVR	A2A8	II
8600-RHR	CVR	A3A8	II
8675-LHR	CVR	A2A8	II
8675-RHR	CVR	A3A8	II

### Monarch Exit Devices

MODEL	TYPE	MP&O	LEVEL
17R	RIM	M1D2	II
17M	MORTISE	M1D2	II
18R	RIM	M3B9	II
18SVR	SVR	M2A1	II
19SVR	SVR	M4A1	II
19 R EO	RIM	M5A1	II

### Doromatic Exit Devices

MODEL	TYPE	MP&O	LEVEL
1690	CVR	D4G2	III
990	CVR	D4G2	III
1990	CVR	D10G2	III
1790-RHR	RIM	D6G2	III
1790-LHR	RIM	D6G1	III
2090-RHR	RIM	D6G2	III
2090-LHR	RIM	D6G1	III
3700	RIM	D6G2	III

### Detex Exit Devices

MODEL	TYPE	MP&O	LEVEL
V4001	RIM	T1A10	IV

### Hager Exit Devices

MODEL	TYPE	MP&O	LEVEL
4500	RIM	H1A7	IV

### Corbin/Russwin Exit Devices

MODEL	TYPE	DEVICE	EXTERIOR	MP&O	LEVEL	STILE
ED5000	RIM	ED5200		Y1A1 / Y3A1	I / II	NARROW / WIDE
ED5000	SECURITY	ED5200S		Y1A1 / Y3A1	I / II	NARROW / WIDE
ED5000	MORTISE	ED5600L	LEVER TRIM	Y2B1	II	N/A
ED5000	SVR	ED5400		Y1A1 / Y3A1	I / II	NARROW / WIDE
ED5000	CVR	ED5800		Y1A1 / Y3A1	I / II	NARROW / WIDE
ED4000	RIM	ED4200		Y1A1	I	N/A
ED4000	SVR	ED4400		Y1A1	I	N/A
ED4000	CVR	ED4800		Y1A1	I	N/A
ED6000	RIM	ED6200***	EXIT ONLY	Y1A1	I	N/A
ED6000	RIM	ED6200****	THUMBPIECE	C6L1	III	N/A
ED6000	RIM	ED6200	LEVER TRIM	C6L1	III	N/A
ED6000	RIM	ED6200	KNOB	C6L1	III	N/A
ED6000	SVR	ED6400***	EXIT ONLY	Y1A1	I	N/A
ED6000	SVR	ED6400****	THUMBPIECE	C6L1	III	N/A
ED6000	SVR	ED6400	LEVER TRIM	C5C2	III	N/A
ED6000	SVR	ED6400	KNOB	C6L1	III	N/A
ED6000	CVR	ED6800***	EXIT ONLY	Y1A1	I	N/A
ED6000	CVR	ED6800****	THUMBPIECE	C6L1	III	N/A
ED6000	CVR	ED6800	LEVER TRIM	C6L1	III	N/A
ED6000	CVR	ED6800	KNOB	C6L1	III	N/A
ED8000	RIM	ED8200	EXIT ONLY	C3A3	III	N/A
ED8000	RIM	ED8200	LEVER OR KNOB	C3A3	III	N/A
ED8000	SVR	ED8400	EXIT ONLY	C3A3	III	N/A
ED8000	SVR	ED8400	LEVER OR KNOB	C3A3	III	N/A

### ED5000 Series

All exits will accept trims.

Function of device is in trim not in the exit head.

The narrow Y1 plate should be used on new construction or doors not yet prepped for Corbin Russwin 700/900 trims.

The Y3 backplate is the same dimensions as the escutcheon for the 700/900 trim by Corbin Russwin. Use on retrofit projects.

### ED4000 Series

All narrow-stile exits will accept trims.

Function of device is in trim not in the exit head.

The Y1A1 MP&O bolts directly to the head of the exit device.

### ED8000 Series

Trim bolts thru door above and below device as well as once to head of device for alignment

\*For retrofit. Covers old exterior trim holes.

\*\*For use with PANELINE 350 Doors

\*\*\*Requires upgrade cassette in exit device head to accept trim

\*\*\*\*The C2 Plate will not cover all old thumbpiece holes

**We are constantly adding MP&O's based upon customer requests. If the MP&O for an exit device you need is not listed, please contact the factory and we'll work with you to meet your needs.**

*All hardware is manufactured for Standard 3' x 7' x 1-3/4" doors.*

**FIND YOUR EXIT DEVICE MODEL NUMBER. FIND THE CORRESPONDING MP&O. PLACE THE MP&O DESIGNATION INTO FIELD #4 ON THE LEXI MODEL BUILDER PAGE.**

**Yale Exit Devices**

MODEL	TYPE	EXTERIOR	OPERATOR	MP&O	LEVEL	STILE
7100/7150	RIM	NONE	N/A	Y1A1 / Y3A1	I / II	NARROW / WIDE
7100/7150	RIM	CYLINDER	N/A	Y1A1 / Y3A1	I / II	NARROW / WIDE
7100/7150	RIM	THUMBPIECE	530	Y1A1 / Y3A1	I / II	NARROW / WIDE
7100/7150	RIM	LEVER TRIM	520/620	Y1A1 / Y3A1	I / II	NARROW / WIDE
7100/7150	RIM	KNOB	CA544	Y3A1	II	N/A
7130	MORTISE	NONE	N/A	Y2B1	II	N/A
7130	MORTISE	LEVER TRIM	520/620	Y2B1	II	N/A
7110	SVR	NONE	N/A	Y1A1 / Y3A1	I / II	NARROW / WIDE
7110	SVR	THUMBPIECE	530	Y1A1 / Y3A1	I / II	NARROW / WIDE
7110	SVR	LEVER TRIM	520/620	Y1A1 / Y3A1	I / II	NARROW / WIDE
7110	SVR	KNOB	CA544	Y3A1	II	N/A
7140	CVR	NONE	N/A	Y1A1 / Y3A1	I / II	NARROW / WIDE
7140	CVR	THUMBPIECE	530	Y1A1 / Y3A1	I / II	NARROW / WIDE
7140	CVR	LEVER TRIM	520/620	Y1A1 / Y3A1	I / II	NARROW / WIDE
7140	CVR	KNOB	CA544	Y3A1	II	N/A
7200	RIM	NONE	N/A	Y1A1	I	N/A
7200	RIM	CYLINDER	501	Y1A1	I	N/A
7200	RIM	THUMBPIECE	T14	Y1A1	I	N/A
7200	RIM	LEVER TRIM	500	Y1A1	I	N/A
7210	SVR	NONE	N/A	Y1A8	I	N/A
7210	SVR	CYLINDER	501	Y1A8	I	N/A
7210	SVR	THUMBPIECE	T14	Y1A8	I	N/A
7210	SVR	LEVER TRIM	500	Y1A8	I	N/A
7240	CVR	NONE	N/A	Y1A1	I	N/A
7240	CVR	CYLINDER	501	Y1A1	I	N/A
7240	CVR	THUMBPIECE	T14	Y1A1	I	N/A
7240	CVR	LEVER TRIM	500	Y1A1	I	N/A

**Yale 7100 Series**

All exit devices will accept trims. Function of device is in trim not in the exit head.

**Y1A1** - The Y1 is a narrow plate and should be used on new construction or doors not yet prepped for Yale wide-stile trims.

**Y3A1** - The Y3 is a wide backplate and uses the same dimensions as the escutcheon for the 520/620 lever trims. Use on retrofit projects.

The Y1 plate used with 7100 devices uses 4 thru-bolt studs.

**Yale 7200 Series**

All narrow stile exits will work with lever trims. Function of device is in trim not in the exit head.

Y1 plate bolts directly to head of 7200 narrow stile exit device in the middle 2 locations.

**Sargent Exit Devices**

MODEL	TYPE	MP&O	LEVEL
8400	CVR	S1D7	III
8400ET	CVR	S1D8	III
8600	CVR	S1D8	III
8810F	RIM	S2A1	I
8810RD	RIM	S2A1	I
8800R	RIM	S2A1	I
8880R	RIM	S2A1	I
8813	RIM	S2A1	I
8888R	RIM	S6A1	III
8300	MORTISE	S4B2	I
8700	SVR	S4B2	I
8900	MORTISE	S4B2	I
9804	RIM	S3A1	III
9900	MORTISE	S3C1	III
9900	MORTISE	S4B2	I
9700	SVR	S4B2	I
9800	RIM	S4B2	I

**Precision Exit Devices**

MODEL	TYPE	MP&O	LEVEL
110	RIM	P1A1	II
110	RIM	P3C1	III
1103R	RIM	P1A1	II
1103R	RIM	P4A1*	II
1203	SVR	P1A1	II
200	SVR	P1A1	II
1200	SVR	P1A1	II
1305	MORTISE	P2B1	II
2603	CVR	P8A1	II
2103	RIM	P9A9	II
2208	SVR	P10A1	II
2400	RIM	P13A1	II

\*For retrofit. Covers old exterior trim holes.

**Dorma Exit Devices**

MODEL	TYPE	MP&O	LEVEL
9100	CVR	B1A1	II
5100	CVR	B2A7	II
5300	RIM	B2A7	II
9400	SVR	B1A1	II

**American Devices**

MODEL	TYPE	MP&O	LEVEL
6100-LHR	CVR	A4A1	II
6100-RHR	CVR	A5A1	II

**We are constantly adding MP&O's based upon customer requests. If the MP&O for an exit device you need is not listed, please contact the factory and we'll work with you to meet your needs.**


*All hardware is manufactured for Standard 3' x 7' x 1-3/4" doors.*

# ELECTRA™ Pricing

54-60 46th Street, Maspeth NY 11378 | 800.622.LOCK | local: 718.392.9000 | fax: 718.392.8944 | www.securitech.com

## CONTROL TRIM PACKAGES FOR MORTISE & CYLINDRICAL LOCKS

Below is pricing for Securitech's popular ELECTRA models.  
 To price other custom models start with the series as the base price.  
 Add the appropriate prices for each designation.  
 The total is the model's list price.



### ELECTRA POPULAR MODEL PRICES (Specify handing.)

MODELS (page E3.2)		LIST PRICE
MLA-G20-D11-630	Fire-Rated "A" Series Mortise Lockset; 24vDC Release, Single Entry, Fail-Secure	\$985
MLA-G20-D21-630	Fire-Rated "A" Series Mortise Lockset; 24vDC Release, Single Entry, Fail-Secure, Request-To-Exit	1,055
MLA-G20-D24-630	Fire-Rated "A" Series Mortise Lockset; 24vDC Release, Single Entry, Fail-Secure, Key Usage Switch, Latch Position Switch, Request-To-Exit	1,320
MLA-G20-R11-630	Fire-Rated "A" Series Mortise Lockset; 24vDC Re-Entry Release, Single Entry, Fail-Safe	1000
MLA-G20-R21-630	Fire-Rated "A" Series Mortise Lockset; 24vDC Re-Entry Release, Single Entry, Fail-Safe, Request-To-Exit	1,030
MLA-G20-R24-630	Fire-Rated "A" Series Mortise Lockset; 24vDC Re-Entry Release, Single Entry, Fail-Safe, Request-To-Exit, Key Usage Switch, Latch Position Switch	1,365
MLN-G20-D21-630	Fire-Rated Narrow-Stile Mortise Lockset; 24vDC Release, Single Entry, Fail-Secure Request-To-Exit	1,055
CLS-G20-D21-630	Cylindrical Control Trim Package With Fire-Rated Deadlatch; 24vDC Release, Single Entry, Fail-Secure, Request-To-Exit	990
CLS-G20-D24-630	Cylindrical Control Trim Package With Fire-Rated Deadlatch; 24vDC Release, Single Entry, Fail-Secure, Request-To-Exit, Key Usage Switch, Latch Position Switch	1,260

### ELECTRA PRICE LIST

ELECTRA M Series	DESCRIPTION	LIST PRICE
MLA	With "A" Series Mortise Lock	985
MLP	MLA With Door Position Switch	1,159
MLS	With "S" Series Mortise Lock	1,053
MLM	With Mini-Mortise Lock	985
MLN	Narrow Stile Mortise Lock	985
MLX	Mortise Lock By Others	901
MLD	MLX With Spindle On Diamond	935
MLZ	With "Z" Series Detention Mortise Lock	1,393
MLQ	MLM With Door Position Switch	1,159
_M_	Change "L" To "M" For Maglock Control Models	add 260
ELECTRA C Series	DESCRIPTION	LIST PRICE
CLS	With 2 1/4" Wide Mounting Plate	924
CLW	With Extra Wide 3 1/2" Mounting Plate	964
_M_	Change "L" To "M" For Maglock Control Models	add 260
TRIM STYLE	DESCRIPTION	ADD TO LIST PRICE
G2	GG Style Trim; Durable, Slip Clutch Models (vandal-resistant)	-
LEVER TYPE	DESCRIPTION	ADD TO LIST PRICE
0	Standard With Return	-
2	Tapered	68
3	Tubular With Return	68
4	Tapered With Return	68

**CONTINUED ON NEXT PAGE**

# ELECTRA™ Pricing

54-60 46th Street, Maspeth NY 11378 | 800.622.LOCK | local: 718.392.9000 | fax: 718.392.8944 | www.securitech.com

FUNCTION GROUPS	DESCRIPTION	ADD TO LIST PRICE
D11	24vDC Release, Single Entry, Fail-Secure	-
D13	24vDC Release, Key Usage Switch	\$156
D14	24vDC Release, Key Usage Switch, Latch Position Switch	268
D15	24vDC Release, Key On/Off Switch	102
D16	24vDC Release, Latch Position Switch, Key On/Off Switch	216
D17	24vDC Release, Latch Position Switch	114
D21	24vDC Release, Request-To-Exit Signal	68
D23	24vDC Release, Key Usage Switch, Request-To-Exit Signal	223
D24	24vDC Release, Key Usage Switch, Latch Position Switch, Request-To-Exit Signal	335
D25	24vDC Release, Request-To-Exit Signal, Key On/Off Switch	169
D26	24vDC Release, Latch Position Switch, Request-To-Exit Signal, Key On/Off Switch	282
D27	24vDC Release, Latch Position Switch, Request-To-Exit Signal	182
D31	24vDC Release, Classroom Function	42
D37	24vDC Release, Latch Position Switch, Classroom Function	142
D41	24vDC Release, Request-To-Exit Signal, Classroom Function	109
D47	24vDC Release, Latch Position Switch, Request-To-Exit Signal, Classroom Function	210
R11	Re-Entry Function, 24vDC Required, Fail-Safe	47
R13	Re-Entry Function, Key Usage Switch	200
R17	Re-Entry Function, Latch Position Switch	159
R21	Re-Entry Function, Request-To-Exit Signal	114
R23	Re-Entry Function, Key Usage Switch, Request-To-Exit Switch	268
R24	Re-Entry Function, Key Usage Switch, Latch Position Switch, Request-To-Exit Signal	381
R27	Re-Entry Function, Latch Position Switch, Request-To-Exit Switch	226
A11	24vAC (30VA) Release, Single Entry, Fail-Secure	-
A21	24vAC (30VA) Release, Request-To-Exit Signal	68
M10	Mechanical, Single Entry	-114
M30	Mechanical, Classroom Function	-75
M00	Mechanical, Dummy Trim	-294
M02	Passage Trim With No Cylinder Opening	-160
M03	Passage Trim With Cylinder Opening	-160

MAGLOCK CONTROL	DESCRIPTION	ADD TO LIST PRICE
<b>OPTIONAL (For Maglock Control Only)</b>		
E0	Maglock By Others	-
E1	1,200 lb. Holding Force Electromagnetic Lock	570
E2	E1 With Bond Sensor	727
E3	E1 With Door Status Switch	727
E4	E1 With E2 & E3 Features	884

SPECIAL OPTIONS	DESCRIPTION	ADD TO LIST PRICE
<b>OPTIONAL (List As Needed)</b>		
F1	Lever Position Switch	142
F3	Thick Door (2 - 2 1/2")	34
F4	LED Lever Release Indicator	255
F5	Security Fasteners	29
F6	Piezo Sounders For Lever	68

**CONTINUED ON NEXT PAGE**

*All hardware is manufactured for Standard 3' x 7' x 1-3/4" doors.*

# ELECTRA™ Pricing

54-60 46th Street, Maspeth NY 11378 | 800.622.LOCK | local: 718.392.9000 | fax: 718.392.8944 | www.securitech.com

FINISH	DESCRIPTION	ADD TO LIST PRICE
630	Satin Stainless Steel	-
605	Bright Brass	\$232
606	Satin Brass	125
611	Bright Bronze	176
612	Satin Bronze	125
613	Oil Rubbed Bronze	125
625	Bright Chrome	176
626	Satin Chrome	125

DOOR HANDING	DESCRIPTION	ADD TO LIST PRICE
LHR	Left Hand Reverse Door	-
RHR	Right Hand Reverse Door	-
LH	Left Hand Door	-
RH	Right Hand Door	-

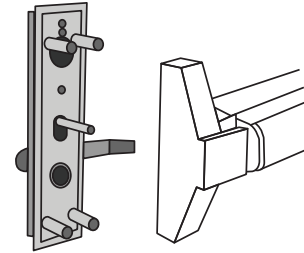
*All hardware is manufactured for Standard 3' x 7' x 1-3/4" doors.*

# ACCED™ Pricing

54-60 46th Street, Maspeth NY 11378 | 800.622.LOCK | local: 718.392.9000 | fax: 718.392.8944 | www.securitech.com

## COMPLETE CONTROL TRIM & EXIT DEVICE PACKAGES

*Below is pricing for Securitech's popular ACCED models.  
To price other custom models start with the series as the base price.  
Add the appropriate prices for each designation.  
The total is the model's list price.*



### POPULAR MODEL PRICING (Specify handing.)

MODELS (page E4.2)		LIST PRICE
EDR-G20-D24-AI-630	24vDC Release, Single Entry, Fail-Secure, Key Usage Switch, Latch Position Switch, Request-To-Exit	\$2,125
EDR-G20-D21-AI-630	24vDC Release, Single Entry, Fail-Secure, Request-To-Exit	1,820
EDR-G20-R24-AI-630	24vDC Re-Entry Release, Single Entry, Fail-Safe, Key Usage Switch, Latch Position Switch, Request-To-Exit	2,175
EDR-G20-R21-AI-630	24vDC Re-Entry Release, Single Entry, Fail-Safe, Request-To-Exit	1,875
FDR-G20-D24-AI-630	Fire-Rated, 24vDC Release, Single Entry, Fail-Secure, Key Usage Switch, Latch Position Switch, Request-To-Exit	2,235
FDR-G20-D21-AI-630	Fire-Rated, 24vDC Release, Single Entry, Fail-Secure, Request-To-Exit	1,930
FDR-G20-R24-AI-630	Fire-Rated, 24vDC Re-Entry Release, Single Entry, Fail-Safe, Key Usage Switch, Latch Position Switch, Request-To-Exit	2,285
FDR-G20-R21-AI-630	Fire-Rated, 24vDC Re-Entry Release, Single Entry, Fail-Safe, Request-To-Exit	1,985

### ACCED PRICE LIST

ACCED R	DESCRIPTION	LIST PRICE
EDR	Rim Exit Device	1,739
FDR	Fire-Rated Rim Exit Device	1,851
EMR	Rim Device With Maglock Control	1,998
FMR	Fire-Rated Rim Device With Maglock Control	2,110
ACCED SVR	DESCRIPTION	LIST PRICE
EDS	Surface Vertical Rod Exit Device	2,133
FDS	Fire-Rated Surface Vertical Rod Exit Device	2,245
EMS	Surface Vertical Rod With Maglock Control	2,391
FMS	Fire-Rated EMS Surface Vertical Rod With Maglock Control	2,503
ACCED CVR	DESCRIPTION	LIST PRICE
EDC	Concealed Vertical Rod Exit Device	2,245
FDC	Fire-Rated Concealed Vertical Rod Exit Device	2,357
EMC	Concealed Vertical Rod With Maglock Control	2,503
FMC	Fire-Rated Concealed Vertical Rod With Maglock Control	2,616
ACCED M	DESCRIPTION	LIST PRICE
EDM	Mortise Exit Lock	2,081
FDM	Fire-Rated Mortise Exit Lock	2,194
EMM	Mortise Device With Maglock Control	2,341
FMM	Fire-Rated Mortise Device With Maglock Control	2,453
ACCED RB	DESCRIPTION	LIST PRICE
EDB	Rim Bolt Exit Device	1,824
FDB	Fire-Rated Rim Bolt Exit Device	1,936
EMB	Rim Bolt Device With Maglock Control	2,081
FMB	Fire-Rated Rim Bolt Device With Maglock Control	2,194

**CONTINUED ON NEXT PAGE**

# ACCED™ Pricing

54-60 46th Street, Maspeth NY 11378 | 800.622.LOCK | local: 718.392.9000 | fax: 718.392.8944 | www.securitech.com

NARROW STILE	DESCRIPTION	ADD TO LIST PRICE
-N	Narrow-Cover (add designation after series code); Not Available For ACCED M	\$136

TRIM STYLE	DESCRIPTION	ADD TO LIST PRICE
G2	GG Style Trim; Durable, Slip Clutch Models (vandal-resistant)	-

LEVER TYPE	DESCRIPTION	ADD TO LIST PRICE
0	Standard With Return	-
2	Tapered	68
3	Tubular With Return	68
4	Tapered With Return	68

FUNCTION GROUPS	DESCRIPTION	ADD TO LIST PRICE
D11	24vDC Release, Single Entry, Fail-Secure	-
D13	24vDC Release, Key Usage Switch	173
D14	24vDC Release, Key Usage Switch, Latch Position Switch	296
D15	24vDC Release, Key On/Off Switch	120
D16	24vDC Release, Latch Position Switch, Key On/Off Switch	243
D17	24vDC Release, Latch Position Switch	136
D21	24vDC Release, Request-To-Exit Signal	81
D23	24vDC Release, Key Usage Switch, Request-To-Exit Signal	257
D24	24vDC Release, Key Usage Switch, Latch Position Switch, Request-To-Exit Signal	386
D25	24vDC Release, Request-To-Exit Signal, Key On/Off Switch	203
D26	24vDC Release, Latch Position Switch, Request-To-Exit Signal, Key On/Off Switch	333
D27	24vDC Release, Latch Position Switch, Request-To-Exit Signal	216
D31	24vDC Release, Classroom Function	47
D37	24vDC Release, Latch Position Switch, Classroom Function	169
D41	24vDC Release, Request-To-Exit Signal, Classroom Function	125
D47	24vDC Release, Latch Position Switch, Request-To-Exit Signal, Classroom Function	250
R11	Re-Entry Function, 24vDC Required, Fail-Safe	57
R13	Re-Entry Function, Key Usage Switch	223
R17	Re-Entry Function, Latch Position Switch	187
R21	Re-Entry Function, Request-To-Exit Signal	136
R23	Re-Entry Function, Key Usage Switch, Request-To-Exit Switch	195
R24	Re-Entry Function, Key Usage Switch, Latch Position Switch, Request-To-Exit Signal	437
R27	Re-Entry Function, Latch Position Switch, Request-To-Exit Switch	266
A11	24vAC (30VA) Release, Single Entry, Fail-Secure	-
A21	24vAC (30VA) Release, Request-To-Exit Signal	81
M10	Mechanical, Single Entry	-136
M30	Mechanical, Classroom Function	-86
M00	Mechanical, Dummy Trim	-216

DOOR	DESCRIPTION	ADD TO LIST PRICE
A	30" - 36" Wide Doors	-
B	36 1/2" - 48" Wide Doors	57
C	24" - 29 1/2" Wide Doors	423

WIRING	DESCRIPTION	ADD TO LIST PRICE
I	Internal Wiring (at back of bar)	-
T	Armored Transfer Cable	34
L	Internal Wiring With Long Leads	24

**CONTINUED ON NEXT PAGE**

*All hardware is manufactured for Standard 3' x 7' x 1-3/4" doors.*

# ACCED™ Pricing

54-60 46th Street, Maspeth NY 11378 | 800.622.LOCK | local: 718.392.9000 | fax: 718.392.8944 | www.securitech.com

HEIGHT	DESCRIPTION	ADD TO LIST PRICE
<b>FOR VERTICAL ROD MODELS ONLY (7' Is Standard)</b>		
8	For Doors Up to 96"	\$47
10	For Doors Up to 120"	198

MECHANICAL DOGGING	DESCRIPTION	ADD TO LIST PRICE
<b>OPTIONAL (Electric Dogging Is Standard)</b>		
D	Allen Keyed Dogging	34
KD	Cylinder Keyed Dogging	47

MAGLOCK	DESCRIPTION	ADD TO LIST PRICE
<b>OPTIONAL (For Maglock Control Only)</b>		
E0	Maglock By Others	-
E1	1,200 lb. Holding Force Electromagnetic Lock	570
E2	E1 With Bond Sensor	727
E3	E1 With Door Status Switch	727
E4	E1 With E2 & E3 Features	884

SPECIAL FUNCTIONS	DESCRIPTION	ADD TO LIST PRICE
<b>OPTIONAL (List As Needed)</b>		
F1	Lever Position Switch	142
F3	Thick Door (2-2 1/2)	34
F4	LED Lever Release Indicator	255
F5	Security Fasteners	29
F6	Piezo Sounder For Lever	68

FINISH	DESCRIPTION	ADD TO LIST PRICE
630	Satin Stainless Steel	-
605	Bright Brass	277
606	Satin Brass	154
611	Bright Bronze	226
612	Satin Bronze	154
613	Oil Rubbed Bronze	154
625	Bright Chrome	226
626	Satin Chrome	154

DOOR HANDING	DESCRIPTION	ADD TO LIST PRICE
LHR	Left Hand Reverse Door	-
RHR	Right Hand Reverse Door	-

*All hardware is manufactured for Standard 3' x 7' x 1-3/4" doors.*



# POWER SUPPLY Pricing

54-60 46th Street, Maspeth NY 11378 | toll: 800.622.LOCK | local: 718.392.9000 | fax: 718.392.8944 | www.securitech.com

## POWER SUPPLY PRICE LIST

SINGLE DOOR POWER	DESCRIPTION	LIST PRICE
PS-D111	24vDC Release; Function Groups Begin With "D"	\$384
PS-A111	24vAC (30VA) Release; Function Groups Begin With "A"	384
PS-R111	Re-Entry DC Power; Function Groups Begin With "R"	384
PS-A112	24vAC (30VA) Release; Function Groups Begin With "A"	463
PS-D121	24vDC Release; Custom ELECTRA Model (Contact Factory)	536
-E	24vDC Electromagnetic Lock Power	add 169
-2	2 Separate Doors; Release By Single Input	add 169
TWO DOOR POWER	DESCRIPTION	LIST PRICE
PS-D131	24vDC Release; Function Groups Begin With "D"	502
PS-A131	24vAC (30VA) Release; Function Groups Begin With "A"; Access Control, Dry Contact	502
PS-R131	Re-Entry DC Power; Function Groups Begin With "R"	502
PS-A132	24vAC (30VA) Release; Function Groups Begin With "A"; Intercom, 16vAC Wet Input or Dry Contact	643
TIMED RELEASE	DESCRIPTION	LIST PRICE
PS-D141	24vDC Release; Function Groups Begin With "D"	862
PS-R141	Re-Entry DC Power; Function Groups Begin With "R"	862
-2	To Control 2 Doors With Single Timer	add 114

*All hardware is manufactured for Standard 3' x 7' x 1-3/4" doors.*



# POWER TRANSFER Pricing

54-60 46th Street, Maspeth NY 11378 | toll: 800.622.LOCK | local: 718.392.9000 | fax: 718.392.8944 | www.securitech.com

## POWER TRANSFER PRICE LIST

YAMAHA	DESCRIPTION	LIST PRICE
YMK-20	Power Transfer Module; Mounts On Top Of Door; Flat Plate Onto Header	\$75
YMK-21	Power Transfer Module; Mounts In Frame With Flat Plate On Door	86

DOOR CORDS	DESCRIPTION	LIST PRICE
DC1-18-A	18" Loop; Stainless Steel Cable, Aluminum Finish Cap	57
DC1-18-D	18" Loop; Stainless Steel Cable, Duronodic Finish Cap	57
DC1-24-A	24" Loop; Stainless Steel Cable, Aluminum Finish Cap	68
DC1-24-D	24" Loop; Stainless Steel Cable, Duronodic Finish Cap	68

PANIC BAR CORD	DESCRIPTION	LIST PRICE
PTC-48	For Doors Up To 36"; Stainless Steel Cable, Includes Clips For Panic Bar	63
PTC-60	For Doors Up To 48"; Stainless Steel Cable, Includes Clips For Panic Bar	75
PTCP-48	For Doors Up To 48"; Stainless Steel Cable & Pipe, Includes Clips For Levers	105

MINI-HINGE	DESCRIPTION	LIST PRICE
ECHFM-R-AL-4	Matches Roton 780-112 - 4 Wires - Aluminum	164
ECHFM-R-DU-4	Matches Roton 780-112 - 4 Wires - Duronodic	164
ECHFM-Z-AL-4	Matches Zero 910 - 4 Wires - Aluminum	164
ECHFM-Z-DU-4	Matches Zero 910 - 4 Wires - Duronodic	164
ECHFM-R-AL-6	Matches Roton 780-112 - 6 Wires - Aluminum	187
ECHFM-R-DU-6	Matches Roton 780-112 - 6 Wires - Duronodic	187
ECHFM-Z-AL-6	Matches Zero 910 - 6 Wires - Aluminum	187
ECHFM-Z-DU-6	Matches Zero 910 - 6 Wires - Duronodic	187
ECHFS-R-AL-4	Matches Roton 780-157 - 4 Wires - Aluminum	232
ECHFS-R-DU-4	Matches Roton 780-157 - 4 Wires - Duronodic	232
ECHFS-Z-AL-4	Matches Zero 935 - 4 Wires - Aluminum	232
ECHFS-Z-DU-4	Matches Zero 935 - 4 Wires - Duronodic	232
ECHHS-R-AL-4	Matches Roton 780-054 - 4 Wires - Aluminum	232
ECHHS-R-DU-4	Matches Roton 780-054 - 4 Wires - Duronodic	232
ECHHS-Z-AL-4	Matches Zero 920 - 4 Wires - Aluminum	232
ECHHS-Z-DU-4	Matches Zero 920 - 4 Wires - Duronodic	232

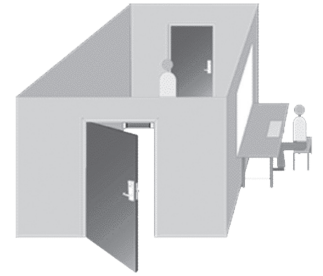
ELECTRIFIED HINGE	DESCRIPTION	LIST PRICE
EH4040-626-4	Full Mortise; 4 Wires, 4" Tall, 4" Wide	277
EH4540-626-4	Full Mortise; 4 Wires, 4.5" Tall, 4" Wide	277
EH4545-626-4	Full Mortise; 4 Wires, 4.5" Tall, 4.5" Wide	277
EH5045-626-4	Full Mortise; 4 Wires, 5" Tall, 4.5" Wide	328
EH5050-626-4	Full Mortise; 4 Wires, 5" Tall, 5" Wide	328

For Door Position Switch Change Designation "EH" To "ED"	add	148
For 6 Wires; Change Last Designation To -6	add	68
For 8 Wires; Change Last Designation To -8	add	114
For 10 Wires; Change Last Designation To -10	add	136
Change Finish Designation From "626" To 630 (Stainless Steel)	add	75
Contact Factory For Heavy Hinge Pricing		

All hardware is manufactured for Standard 3' x 7' x 1-3/4" doors.

## CODE-COMPLIANT ENTRY & EXIT CONTROL SYSTEMS

*Below is pricing for Securitech's basic 2 door RACHIE Entry & Exit Control Systems.  
Contact the factory for Custom Entry & Exit Control Systems.*



## BASIC RACHIE MODEL PRICING

SYSTEM (see E6.0)	DESCRIPTION	LIST PRICE
RA-M101	RA-M100 Controller; 2 Doors With Electromagnetic Locks A/B Door: "A" Series Mortise Lock With GG Trim, Bond Sensor, Door Status Switch, Security Fasteners, 630 Stainless Steel Finish Exterior: Fail-Secure Interior: Fail-Safe C/D Door: "A" Series Mortise Lock With GG Trim, Bond Sensor, Door Status Switch, 630 Stainless Steel Finish Exterior: Fail-Secure Interior: Fail-Secure	\$6,075.00
RA-M102	RA-M100 Controller; 2 Doors With Electromagnetic Locks A/B Door: "A" Series Mortise Lock With GG Trim, Bond Sensor, Door Status Switch, Security Fasteners, 630 Stainless Steel Finish Exterior: Fail-Secure Interior: Fail-Safe C/D Door: "A" Series Mortise Lock With GG Trim, Bond Sensor, Door Status Switch, 630 Stainless Steel Finish Exterior: Fail-Secure Interior: Fail-Safe	6,130.00
RA-M103	RA-M100 Controller; 2 Doors With Electromagnetic Locks A/B Door: "A" Series Mortise Lock With GG Trim, Bond Sensor, Door Status Switch, Security Fasteners, 630 Stainless Steel Finish Exterior: Fail-Secure Interior: Fail-Safe C/D Door: "A" Series Mortise Lock With GG Trim, Bond Sensor, Door Status Switch, 630 Stainless Steel Finish Exterior: Fail-Safe Interior: Fail-Safe	6,175.00
RA-M104	RA-M100 Controller; 2 Doors With Electromagnetic Locks A/B Door: "A" Series Mortise Lock With GG Trim, Bond Sensor, Door Status Switch, Security Fasteners, 630 Stainless Steel Finish Exterior: Fail-Safe Interior: Fail-Safe C/D Door: "A" Series Mortise Lock With GG Trim, Bond Sensor, Door Status Switch, 630 Stainless Steel Finish Exterior: Fail-Safe Interior: Fail-Safe	6,220.00

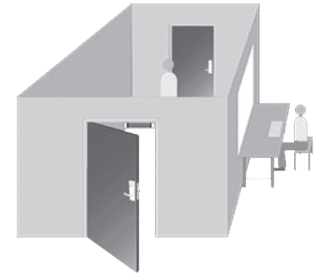
*All hardware is manufactured for Standard 3' x 7' x 1-3/4" doors.*

# RACHIE™ Pricing

54-60 46th Street, Maspeth NY 11378 | 800.622.LOCK | local: 718.392.9000 | fax: 718.392.8944 | www.securitech.com

## CODE-COMPLIANT ENTRY & EXIT CONTROL SYSTEMS

Below is pricing for Securitech's basic 2 door RACHIE Entry & Exit Control Systems.  
Contact the factory for Custom Entry & Exit Control Systems.



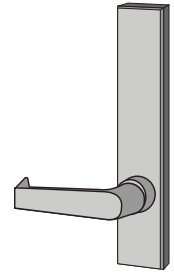
### BASIC RACHIE MODEL PRICING

SYSTEM (see E6.0)	DESCRIPTION	LIST PRICE
RA-E101	RA-E100 Controller; 2 Doors With Electric Trims Only A/B Door: "A" Series Mortise Lock With GG Trim, Door Position Switch Body, Request-To-Exit (both sides), Latch Position Switch 630 Stainless Steel Finish Exterior: Fail-Secure Interior: Fail-Safe C/D Door: "A" Series Mortise Lock With GG Trim, Lever Position Switch, Latch Position Switch, Request-To-Exit (both sides), Door Position Switch, 630 Stainless Steel Finish Exterior: Fail-Secure Interior: Fail-Secure	\$5,090.00
RA-E102	RA-E100 Controller; 2 Doors With Electric Trims Only A/B Door: "A" Series Mortise Lock With GG Trim, Door Position Switch Body, Request-To-Exit (both sides), Latch Position Switch 630 Stainless Steel Finish Exterior: Fail-Secure Interior: Fail-Safe C/D Door: "A" Series Mortise Lock With GG Trim, Lever Position Switch, Latch Position Switch, Request-To-Exit (both sides), Door Position Switch, 630 Stainless Steel Finish Exterior: Fail-Secure Interior: Fail-Safe	5,140.00
RA-E103	RA-E100 Controller; 2 Doors With Electric Trims Only A/B Door: "A" Series Mortise Lock With GG Trim, Door Position Switch Body, Request-To-Exit (both sides), Latch Position Switch 630 Stainless Steel Finish Exterior: Fail-Secure Interior: Fail-Safe C/D Door: "A" Series Mortise Lock With GG Trim, Lever Position Switch, Latch Position Switch, Request-To-Exit (both sides), Door Position Switch, 630 Stainless Steel Finish Exterior: Fail-Safe Interior: Fail-Safe	5,185.00
RA-E104	RA-E100 Controller; 2 Doors With Electric Trims Only A/B Door: "A" Series Mortise Lock With GG Trim, Door Position Switch Body, Request-To-Exit (both sides), Latch Position Switch 630 Stainless Steel Finish Exterior: Fail-Safe Interior: Fail-Safe C/D Door: "A" Series Mortise Lock With GG Trim, Lever Position Switch, Latch Position Switch, Request-To-Exit (both sides), Door Position Switch, 630 Stainless Steel Finish Exterior: Fail-Safe Interior: Fail-Safe	5,225.00

All hardware is manufactured for Standard 3' x 7' x 1-3/4" doors.

**CODE-COMPLIANT RELEASE OF ELECTROMAGNETIC LOCKS**

Below is pricing for Securitech's popular ELECTRA models.  
 To price other custom models start with the series as the base price.  
 Add the appropriate prices for each designation.  
 The total is the model's list price.


**POPULAR MODEL PRICING (Specify handing.)**

MODELS (page E5.1)	LIST PRICE
STL-G10-SJN-EO-630 Single Trim With Jack-Nuts; No Lock Control	\$495
STA-G10-PTB-EO-630 Pair Of Trims With Thru-Bolts; "A" Series Mortise Lock	780

**ARTE PRICE LIST**

SERIES	DESCRIPTION	LIST PRICE
STL	Single Lever Trim Only; No Lock Control	497
STA	Single Lever Trim With "A" Series Mortise Lock	631
STC	Single Lever Trim With Cylindrical Latch set	575
STX	Single Lever Trim With Mortise Lock By Others	575
_M_	Change "T" To "M" For Maglock Control - Single Trim	add 125
	- Pair of Trims	add 250

TRIM STYLE	DESCRIPTION	ADD TO LIST PRICE
G1	GG Style Trim	-

LEVER TYPE	DESCRIPTION	ADD TO LIST PRICE
0	Standard With Return	-
2	Tapered	68
3	Tubular With Return	68
4	Tapered With Return	68

TRIM SIDES	DESCRIPTION	ADD TO LIST PRICE
S	Single Trim	-
P	Pair; Exterior Lever Does Not Have Switches	125

MOUNTING	DESCRIPTION	ADD TO LIST PRICE
<b>OPTIONAL (For Single Trim Models Only)</b>		
JN	Jack-Nuts	-
TB	Thru-Bolt	24

MAGNETIC LOCK	DESCRIPTION	ADD TO LIST PRICE
<b>OPTIONAL (Maglock Control Models Only)</b>		
E0	Maglock By Others	-
E1	1,200 lb. Holding Force	570
E2	E1 With Bond Sensor	727
E3	E1 With Door Status Switch	727
E4	E1 With E2 & E3 Features	884

CONTINUED ON NEXT PAGE

All hardware is manufactured for Standard 3' x 7' x 1-3/4" doors.

# ARTE™ Pricing

54-60 46th Street, Maspeth NY 11378 | 800.622.LOCK | local: 718.392.9000 | fax: 718.392.8944 | www.securitech.com

SPECIAL OPTIONS	DESCRIPTION	ADD TO LIST PRICE
<b>OPTIONAL (List As Needed)</b>		
F3	Thick Door (2 - 2 1/2")	\$34
F5	Security Fasteners	29
F7	Exterior Lever Activated Switch	125

FINISH	DESCRIPTION	ADD TO LIST PRICE
630	Satin Stainless Steel	-
605	Bright Brass	159
606	Satin Brass	102
611	Bright Bronze	130
612	Satin Bronze	102
625	Bright Chrome	130
626	Satin Chrome	102

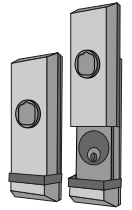
HANDING	DESCRIPTION	ADD TO LIST PRICE
LH	Left Hand	-
LHR	Left Hand Reverse	-
RH	Right Hand	-
RHR	Right Hand Reverse	-

*All hardware is manufactured for Standard 3' x 7' x 1-3/4" doors.*



54-60 46th Street, Maspeth NY 11378 | 800.622.LOCK | local: 718.392.9000 | fax: 718.392.8944 | www.securitech.com

## CONCEALED CYLINDER RESISTS VANDALISM, BUMPING, & UNAUTHORIZED KEY USE



Select a model and finish.

### SECURIGUARD PRICE LIST

MODELS	DESCRIPTION	LIST PRICE
6300	Standard Unit	\$187
6302	Use Over 'Schlage' Dead Bolts	219
6305	For IC Cylinders (includes 63BAP)	219
63PP	With Pull For Use With Exit Devices	361
6310	6300 Furnished With 3 Keys	203
6315	6305 Furnished With 3 Keys	235
6400	6300 With Removable Bay	209
6402	6302 With Removable Bay	242
6405	6305 With Removable Bay	242
64PP	63PP With Removable Bay	383

FINISH	DESCRIPTION	LIST PRICE
AL	Aluminum	-
JB	Jet Black	-

ACCESSORIES	DESCRIPTION	LIST PRICE
63BAP	Converts 6300 Or 6310 For Use With Removable Core Cylinders	40
63KEY	1 Additional Key With Combination	20
63BAY	2 Replacement Locking Bay With 2 Keys	110

*All hardware is manufactured for Standard 3' x 7' x 1-3/4" doors.*

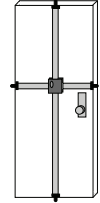


# MP POLICE LOCK Pricing

54-60 46th Street, Maspeth NY 11378 | 800.622.LOCK | local: 718.392.9000 | fax: 718.392.8944 | www.securitech.com

## SURFACED APPLIED MULTI-POINT LOCKING SYSTEMS

To price a model, start with the locking points as the base price.  
 Add the appropriate prices for each designation.  
 The total is the model's list price.



### POPULAR MODEL PRICING

MODELS (page M2.2)		LIST PRICE
4840B-TTHG-37	4-Point Auxiliary Lock For Outswinging Doors; Hard Guard	\$617
4840A-TTHG-37	4-Point Auxiliary Lock For Inswinging Doors; Hard Guard	617
4840B-TTBG-37	4-Point Auxiliary Lock For Outswinging Doors; Best Guard	632
4840A-TTBG-37	4-Point Auxiliary Lock For Inswinging Doors; Best Guard	632

### MP POLICE LOCK PRICE LIST

LOCKING POINTS	DESCRIPTION	LIST PRICE
4840	4-Point (2 Vertical, 2 Horizontal)	550
4822	2-Point (2 Vertical)	430
4820	2-Point (2 Horizontal)	415

BOLT TYPE	DESCRIPTION	ADD TO LIST PRICE
A	Inswing Doors; Square Deadbolts	-
B	Outswing Doors; Round Deadbolts	-

INTERIOR	DESCRIPTION	ADD TO LIST PRICE
TT	Thumbturn	-
LT	Elongated Turnpiece	46
CO	Keyed Cylinder (Cylinder Included)	129

EXTERIOR	DESCRIPTION	ADD TO LIST PRICE
XX	No Exterior Operation	-
HG	Hard Guard	67
BG	Best Guard (Small Format IC Core)	82
SG	Securiguard	247
DG	Dust Guard	170
SR	Securiguard With Removable Bay	258
TG	Thumb Guard	407

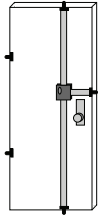
SIZE	DESCRIPTION	ADD TO LIST PRICE
37	For Doors Up To 36" Wide & 84" Tall	-
38	For Doors Up To 36" Wide & 96" Tall	62
47	For Doors Up To 48" Wide & 84" Tall	62
48	For Doors Up To 48" Wide & 96" Tall	88

ACCESSORIES	DESCRIPTIONS	ADD TO LIST PRICE
MPK-EK6	6" Extension Rod	82
MPK-EK12	12" Extension Rod	82
MPK-EK24	24" Extension Rod	93
MPK-SP6	Set Of 3 Thick & 3 Thin Shims	31
MPK-SB	Strike Bracket	21
MPK-TD	Thick Door Kit	21
MPK-IN	Door Status Indicator	107
MPK-MS	Bolt Monitor Switch	95
MPK-TB2	Set of 2 Thru-Bolted Anti-Pry Plates	52
MPK-TB3	Set of 3 Thru-Bolted Anti-Pry Plates	77
MPK-TB4	Set of 4 Thru-Bolted Anti-Pry Plates	103



## SURFACED APPLIED MULTI-POINT LOCKING SYSTEMS

To price a model, start with the locking points as the base price.  
 Add the appropriate prices for each designation.  
 The total is the model's list price.



### POPULAR MODEL PRICING

MODELS		LIST PRICE
4850-TTHG-37	5-Point Auxiliary Lock For Outswinging Doors; Hard Guard	\$617
4850-TTHG-37	5-Point Auxiliary Lock For Inswinging Doors; Hard Guard	617
4850-TTBG-37	5-Point Auxiliary Lock For Outswinging Doors; Best Guard	632
4850-TTBG-37	5-Point Auxiliary Lock For Inswinging Doors; Best Guard	632

### MP POLICE LOCK PRICE LIST

LOCKING POINTS	DESCRIPTION	LIST PRICE
4850	5-Point (2 Vertical, 1 Horizontal, 2 Hinge Side Bolts)	549
4851	4850 (Includes Shim Pack & 3 Thru-Bolts)	657

INTERIOR	DESCRIPTION	ADD TO LIST PRICE
TT	Thumbturn	-
LT	Elongated Turnpiece	49
CO	Keyed Cylinder (Cylinder Included)	131

EXTERIOR	DESCRIPTION	ADD TO LIST PRICE
XX	No Exterior Operation	-
HG	Hard Guard	66
BG	Best Guard (Small Format IC Core)	84
SG	Securiguard	250
DG	Dust Guard	171
SR	Securiguard With Removable Bay	261
TG	Thumb Guard	407

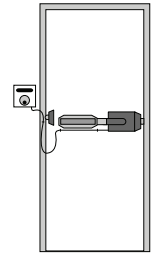
SIZE	DESCRIPTION	ADD TO LIST PRICE
37	For Doors Up To 84" Tall	-
38	For Doors Up To 96" Tall	60

ACCESSORIES	DESCRIPTIONS	ADD TO LIST PRICE
MPK-EK6	6" Extension Rod	84
MPK-EK12	12" Extension Rod	84
MPK-EK24	24" Extension Rod	95
MPK-SP6	Set Of 3 Thick & 3 Thin Shims	30
MPK-SB	Strike Bracket	19
MPK-TD	Thick Door Kit	19
MPK-IN	Door Status Indicator	107
MPK-MS	Bolt Monitor Switch	95
MPK-TB2	Set of 2 Thru-Bolted Anti-Pry Plates	54
MPK-TB3	Set of 3 Thru-Bolted Anti-Pry Plates	79
MPK-TB4	Set of 4 Thru-Bolted Anti-Pry Plates	101
MPK-BSB	Bullet Style Bolt	22

All hardware is manufactured for Standard 3' x 7' x 1-3/4" doors.

## THE EXIT LOCKING SYSTEM WHICH DEADBOLTS BOTH SIDES OF THE DOOR

To price a model, start with a manual locking or a self-relocking model as the base price.  
Add the appropriate prices for each designation.  
The total is the model's list price.



### SERPENT PRICE LIST

MANUAL LOCKING	DESCRIPTION	LIST PRICE
SEL-100	No Alarm	\$530
SEL-110	Includes SEL-A10 Alarm	811
SEL-120	Includes SEL-A10 Alarm & SEL-A20 Direct Power Supply	986
SELF-RELOCKING	DESCRIPTION	LIST PRICE
SEL-200	No Alarm	580
SEL-210	Includes SEL-A10 Alarm	817
SEL-220	Includes SEL-A10 Alarm & SEL-A20 Direct Power Supply	1,053
GLASS KIT	DESCRIPTION	LIST PRICE
SEL-GK2	Glass Door Kit, Designed For Aluminum Doors	142
OPTIONS	DESCRIPTION	LIST PRICE
SEL-IAL	Key-Activated 2-Point Vertical Bolt Lock For Inactive Leaf & Double Door Strike Kit	819
SEL-DDA	Double Door Strike Kit For Doors Not Using SEL-IAL	252
SEL-A10	Keyed Battery Alarm With 9 Volt Battery	237
SEL-A20	Hard wired Direct Power Supply For Use With SEL-A10	473
SEL-SSO	Armored Cable With Leads & Connector	70
SEL-AM1	Battery Alarm; Door Monitor Switch	367
SEL-AM2	Direct Power Alarm; Door Monitor Switch	569
SEL-PS2	Power Supply For SEL-A20	237
SEL-PTI	Direct Power Plug-In Upgrade For Use With SEL-A10	101
SEL-MTT	Cylinder & Thumbturn Trim For Both Series (Mechanical)	372
SEL-MDT	Cylinder & Thumbturn Trim For Both Series (24vDC Required For Release)	519
SEL-KLT	Cylinder & Lever For Use With SEL-200 Models (Mechanical)	372
SEL-KDT	Cylinder & Lever For Use With SEL-200 Models (24vDC Required For Release)	519
SPECIAL OPTIONS	DESCRIPTION	ADD TO LIST PRICE
-CT	Digital Counter (add designation after alarm model number)	120
-CW	Concealed Wire From Switch Into Door (8' Lead)	47
ACCESSORIES	DESCRIPTION	LIST PRICE
SEL-MC1	Mortise Cylinder, Standard Key	29
SEL-RC1	Removable Core Mortise Cylinder ('Best' Compatible, 2 Operating Keys, 1 Change Key)	101
SEL-RC2	Removable Core Rim Cylinder ('Best' Compatible, 2 Operating Keys, 1 Change Key)	101
SEL-EP1	24" Extended Paddle	81
SEL-EP2	24" Extended Paddle With Guarded Return	114
SEL-EP3	18" Extended Paddle	81
SEL-HSB1	Additional Hinge-Side Bolt Kit	52
SEL-SSK1	Security Torx-Head Screw With Installation Tool	8

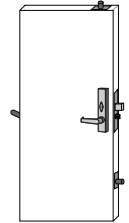
All hardware is manufactured for Standard 3' x 7' x 1-3/4" doors.



# MULTI-BOLT Pricing

54-60 46th Street, Maspeth NY 11378 | 800.622.LOCK | local: 718.392.9000 | fax: 718.392.8944 | www.securitech.com

## SINGLE-MOTION RETRACTION OF ALL BOLTS & LATCHES BY LEVER OR PANIC BAR



Select a model below or contact factory for additional models.

### POPULAR MODEL PRICING

MODEL	DESCRIPTION	LIST PRICE
7XX2-F18	2-Point; Interior Blank; Exterior Blank; Cylinder On Interior Side	\$1,000
7XX2-F17	2-Point; Interior Blank; Exterior Blank; Turnpiece & Cylinder	1,055
7XX2-F16	2-Point; Interior Blank; Exterior Blank; Cylinder On Both Sides	1,000
7PX2-F18	2-Point; Interior Pullhandle; Exterior Blank; Cylinder On Interior Side	1,140
7PX2-F17	2-Point; Interior Pullhandle; Exterior Blank; Turnpiece & Cylinder	1,195
7PX2-F16	2-Point; Interior Pullhandle; Exterior Blank; Cylinder On Both Sides	1,140
7LL4-F13	4-Point; Interior Lever; Exterior Lever With Cylinder; Entrance Function	1,590
7LL4-F07M	4-Point; Interior Lever; Exterior Pullhandle With Cylinder; Storeroom Function	1,590
7LP4-F07M	4-Point; Interior Lever; Exterior Pullhandle With Cylinder; Storeroom Function	1,535
7TX4HL-01-E29-IT	4-Point; Interior Toughbar; Exterior None, Exit Only; Lower HOVE Module; Request-To-Exit, Bolt Position Switch; Interior Turnpiece	2,265
7TP4HL-03-E29-IT	4-Point; Interior Toughbar; Exterior Pullhandle; Lower HOVE Module; Keys Retracts Latch; Request-To-Exit, Bolt Position Switch; Interior Turnpiece	2,630
7TL4HL-03-E29-IT	4-Point; Interior Toughbar; Exterior Lever; Lower HOVE Module; Key Retracts Latch; Request-To-Exit; Bolt Position Switch; Interior Turnpiece	2,660
7TC4HL-09-E29-IT	4-Point; Interior Toughbar; Exterior Control Trim; Lower HOVE Module; Key Momentarily Unlocks Lever; Request-To-Exit; Bolt Position Switch; Interior Turnpiece	2,840
7TC4HL-08-E29-IT	4-Point; Interior Toughbar; Exterior Control Trim; Lower HOVE Module; Keyed Classroom Function; Request-To-Exit, Bolt Position Switch; Interior Turnpiece	2,840
<b>OVERSIZED DOORS</b>		<b>ADD TO LIST PRICE</b>
For doors larger than 3' wide and 7' tall (contact factory)		70

All hardware is manufactured for Standard 3' x 7' x 1-3/4" doors.

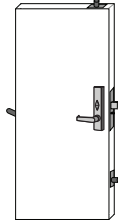


# AUTO-BOLT Pricing

54-60 46th Street, Maspeth NY 11378 | 800.622.LOCK | local: 718.392.9000 | fax: 718.392.8944 | www.securitech.com

## AUTOMATIC DEADBOLT PROTECTION EVERY TIME THE DOOR CLOSSES

Select a model below or contact factory for additional models.



### POPULAR MODEL PRICING *(specify handing)*

SERIES	DESCRIPTION	LIST PRICE
81T11-X-630	Single Point (main deadbolt) Lock; Interior Toughbar; Exit Only; No Trim	\$1,520
84T11-X-HVL-630	4-Point (main deadbolt) Lock; Interior Toughbar; Exit Only; No Trim; Concealed Vertical Rod with Lower Bolt Horizontal Module	2,195
84T44-G1-CVR-630	4-Point Lock; Interior Toughbar; Exterior Storeroom Lever Trim; GG Trim; Concealed Vertical Rods	2,750
84T45-G1-CVR-630	4-Point Lock; Interior Toughbar; Exterior Classroom Lever Trim; GG Trim; Concealed Vertical Rods	2,800
81T46-G1-CVR-630	Single Point (main deadbolt) Lock; Interior Toughbar; Exterior Storeroom Lever Trim with DC Electric Release; GG Trim; Concealed Vertical Rods	2,355
81L44-G1-CVR-630	Single Point (main deadbolt) Lock; Interior Lever; Exterior Storeroom Lever Trim; GG Trim; Concealed Vertical Rods	1,750
84L44-G1-CVR-630	4-Point Lock; Interior Lever; Exterior Storeroom Lever Trim; GG Trim; Concealed Vertical Rods	2,280
84L45-G1-CVR-630	4-Point Lock; Interior Lever; Exterior Classroom Lever; GG Trim; Concealed Vertical Rods	2,350
84L46-G1-CVR-630	4-Point Lock; Interior Lever; Exterior Storeroom Lever with DC Electric Release; GG Trim; Concealed Vertical Rods	2,450
81L46-G1-CVR-630	Single Point (main deadbolt) Lock; Interior Lever; Exterior Storeroom Lever with DC Electric Release; GG Style Trim; Concealed Vertical Rods	1,905

### OVERSIZED DOORS

### ADD TO LIST PRICE

For doors larger than 3' wide and 7' tall (contact factory)

70

All hardware is manufactured for Standard 3' x 7' x 1-3/4" doors.