


GLYNN-JOHNSON®

Price Book 2010

Effective April 5, 2010



Customer Service Telephone and Fax Numbers	see below
Finish List	see below
Sales Terms and Conditions	3, 34-35

PRODUCTS

Overhead Holders & Stops

Function & Option Guide	4
How to Order	4
70/79 Series Surface	5
81 Series Surface	6
90 Series Surface	7
100 Series Concealed	8
410 Series Concealed	9
450 Series Surface	10
280 Series (Sensaguard)	11

Push/Pull (Hospital) Latches

HL6 Push/Pull Latches	12
HL6 with Mortise Locks	13
PL7 & PL8 Privacy Latches	12
Ordering Guide for Engraved Latches	14

Warranty	33
-----------------------	----

PARTS

Parts for 70 and 79 Series Overhead Holders & Stops	16-18
Parts for 80/81 Series Overhead Holders & Stops	18-19
Parts for 90 Series Overhead Holders & Stops	20-21
Parts for 100 Series Overhead Holders & Stops	22-23
Parts for 410/450 Series Overhead Holders & Stops	24-26
Parts for 280 Sensaguard Overhead Holder	26
Parts for HL6/PL7/PL8 Series Push/Pull Latches	27-32

Finish List (Nearest US and BHMA Equivalentents)

U.S. #	BHMA #	Description
US3	605	Brass, Polished
US4	606	Brass, Satin
US10	612	Bronze, Satin
US10B	613	Bronze, Dark Oxidized Satin, Oil Rubbed
US26	625	Chromium Plated, Polished
US26D	626	Chromium Plated, Satin
US28	628	Aluminum, Clear Anodized, Satin
US32	629	Stainless Steel, Polished
US32D	630	Stainless Steel, Satin
313AN	710	Aluminum, Dark Bronze Anodized
Glynn-Johnson Finish #	BHMA #	The following are powder-coat painted finishes:
SP10	691	Bronze
SP4	706	Brass
SP28	689	Aluminum
SPBLK	622	Black
SP313	695	Dark Bronze
652	652	Chrome-Like Coating on Steel

For a list of available BAA/ARRA compliant products please contact your local SSC or sales representative to see the Ingersoll Rand Security Technologies BAA/ARRA catalog.

Customer Service 1-877-613-8766 Fax 1-877-424-8494 Technical Support 1-888-371-7331

PLEASE NOTE: For authorized **IRFASTTRACK** customers, please refer to **IRFASTTRACK** Price Book for products available in 24-hour or 5-days. Customer Service 1-866-ICALLIR (1-866-422-5547) Fax: 1-800-288-4242

Prices subject to change without notice

GLYNN-JOHNSON TERMS AND CONDITIONS OF SALE

MINIMUM CHARGE. A minimum \$50.00 net product value, excluding freight charges, is required for each order.

FREIGHT. Company will credit Customer for the cost of freight for individual orders with a minimum net value of \$750.00 product value to the nearest destination via a route determined solely by Company.

**70 Series Heavy-Duty
79 Series Extra Heavy-Duty
Surface Overhead Holders & Stops**



Item*	Description	US10, US26D	US3, US4, US10B, US26	SP28, SP4, SP10, SP313, SPBLK
702H	70 Series, Size 2, Hold-Open	\$207	\$219	\$195
703H	70 Series, Size 3, Hold-Open	207	219	195
704H	70 Series, Size 4, Hold-Open	207	219	195
705H	70 Series, Size 5, Hold-Open	207	219	195
706H	70 Series, Size 6, Hold-Open	207	219	195
702S	70 Series, Size 2, Stop-Only	207	219	195
703S	70 Series, Size 3, Stop-Only	207	219	195
704S	70 Series, Size 4, Stop-Only	207	219	195
705S	70 Series, Size 5, Stop-Only	207	219	195
706S	70 Series, Size 6, Stop-Only	207	219	195
792H	79 Series, Size 2, Hold-Open	578	585	431
793H	79 Series, Size 3, Hold-Open	578	585	431
794H	79 Series, Size 4, Hold-Open	578	585	431
795H	79 Series, Size 5, Hold-Open	578	585	431
796H	79 Series, Size 6, Hold-Open	578	585	431
792S	79 Series, Size 2, Stop-Only	578	585	431
793S	79 Series, Size 3, Stop-Only	578	585	431
794S	79 Series, Size 4, Stop-Only	578	585	431
795S	79 Series, Size 5, Stop-Only	578	585	431
796S	79 Series, Size 6, Stop-Only	578	585	431

*For help in determining the size, please see chart below.

Options and Accessories

Item	Description	US32D	US10, US26D	US3, US4, US10B, US26	SP28, SP4, SP10, SP313, SPBLK
J suffix (70 series)*	Angle Jamb Bracket	–	\$54	\$54	\$54
J suffix (79 series)*	Angle Jamb Bracket	–	119	148	119
SNB-1 suffix (70)	Sex bolt (set) --- Doors up to 2" thick	–	26	26	26
SNB-2 suffix (70)	Sex bolt (set) --- Doors up to 3" thick	–	33	33	33
SNB-1 suffix (79)	Sex bolt (set) --- Doors up to 2" thick	–	51	51	51
SNB-2 suffix (79)	Sex bolt (set) --- Doors up to 3" thick	–	60	60	60
SOC suffix (70)	Pin-in-Socket Security Screws	\$25	–	–	–
SOC suffix (79)	Pin-in-Socket Security Screws	23	–	–	–
AJK 70*	70 Series Angle Jamb Bracket Kit	–	54	54	54
AJK 79*	79 Series Angle Jamb Bracket Kit	–	119	148	119
For Door thickness over 3" –			63	63	63

* Note: Angle Jamb Brackets affix to Standard Jamb Brackets to allow for flush transom or hinge side mounting. Conversion Kits are sold separately in the Parts Price List.

Optional Finishes – RAL Powder-Coat Finish (For information on available colors, consult factory)

Item	Description	List Add
1 - 10 Units	List Add to Stainless Steel (US32D) price	\$70
11 - 25 Units	List Add to Stainless Steel (US32D) price	48
26 or more Units	List Add to Stainless Steel (US32D) price	36

70 & 79 Series Sizing Chart – This chart illustrates the most common types of hinging & door opening sizes. For unusual door or hinge details, consult Glynn-Johnson's Technical Support.


Opening size with doors hung with:

Series & Size	Butts/Offset Pivots	Center Pivot
702 & 792	23-1/16"-27"	27-1/16"-33"
703 & 793	27-1/16"-33"	33-1/16"-39"
704 & 794	33-1/16"-39"	39-1/16"-45"
705 & 795	39-1/16"-45"	45-1/16"-51"
706 & 796	45-1/16"-54"	51-1/16"-59"

Prices subject to change without notice

81 Series Heavy-Duty Surface Overhead Holders & Stops

(Formerly 80 Series)



Item*	Description	US32D	US4, US10, US10B	US3, US32	652
813H	81 Series, Size 3, Hold-Open	\$315	\$359	\$375	\$266
814H	81 Series, Size 4, Hold-Open	315	359	375	266
815H	81 Series, Size 5, Hold-Open	315	359	375	266
816H	81 Series, Size 6, Hold-Open	315	359	375	266
813S	81 Series, Size 3, Stop-Only	276	316	332	230
814S	81 Series, Size 4, Stop-Only	276	316	332	230
815S	81 Series, Size 5, Stop-Only	276	316	332	230
816S	81 Series, Size 6, Stop-Only	276	316	332	230

* For help in determining size, please see chart below.

Options and Accessories

Item	Description	List Add All Finishes
J suffix	Angle Jamb Bracket	\$42
SHIM-1 suffix	1/4" Shim for Blade Stop Mounting	21
SHIM-2 suffix	1/2" Shim for Blade Stop Mounting	30
SHIM-3 suffix	3/4" Shim for Blade Stop Mounting	45
SOC suffix	Pin-in-Socket Security Screws	18
AJK 81*	Angle Jamb Bracket Kit	42
SHK 81-1	1/4" Shim Kit for Blade Stop Mounting	21
SHK 81-2	1/2" Shim Kit for Blade Stop Mounting	30
SHK 81-3	3/4" Shim Kit for Blade Stop Mounting	45
For Door Thickness over 2 1/4"		63

* Note: Angle Jamb Brackets affix to Standard Jamb Brackets to allow for flush transom or hinge side mounting (stop-only models). Conversion Kits are sold separately in the Parts Price List.

81 Series Sizing Chart – This chart illustrates the most common types of hinging & door opening sizes. For unusual door or hinge details, consult Glynn-Johnson's Technical Support.

Opening size with doors hung with:

Series & Size	Butts/Offset Pivots	Center Pivot
813	27-1/16"-33"	33-1/16"-39"
814	33-1/16"-39"	39-1/16"-45"
815	39-1/16"-45"	45-1/16"-51"
816	45-1/16"-54"	51-1/16"-59"

Prices subject to change without notice

90 Series Heavy-Duty Surface Overhead Holders & Stops



SP28,
SP4, SP10,
SP313,
SPBLK

Item*	Description	US32D	US4, US10	US3, US32	US10B	652	SP28, SP4, SP10, SP313, SPBLK
902H	90 Series, Size 2, Hold-Open	\$309	\$327	\$360	\$345	\$227	\$192
903H	90 Series, Size 3, Hold-Open	309	327	360	345	227	192
904H	90 Series, Size 4, Hold-Open	309	327	360	345	227	192
905H	90 Series, Size 5, Hold-Open	309	327	360	345	227	192
906H	90 Series, Size 6, Hold-Open	309	327	360	345	227	192
902S	90 Series, Size 2, Stop-Only	309	327	360	345	227	192
903S	90 Series, Size 3, Stop-Only	309	327	360	345	227	192
904S	90 Series, Size 4, Stop-Only	309	327	360	345	227	192
905S	90 Series, Size 5, Stop-Only	309	327	360	345	227	192
906S	90 Series, Size 6, Stop-Only	309	327	360	345	227	192
902F	90 Series, Size 2, Friction Hold-Open	309	327	360	345	227	192
903F	90 Series, Size 3, Friction Hold-Open	309	327	360	345	227	192
904F	90 Series, Size 4, Friction Hold-Open	309	327	360	345	227	192
905F	90 Series, Size 5, Friction Hold-Open	309	327	360	345	227	192
906F	90 Series, Size 6, Friction Hold-Open	309	327	360	345	227	192

* For help in determining the size, please see chart below.

Options and Accessories

Item	Description	List Add All Finishes
SE suffix	Stop-Only function for use with Single Point Hold-Open Electronic Closers	\$43
J suffix*	Angle Jamb Bracket	42
SHIM-1 suffix	1/4" Shim for Blade Stop Mounting	21
SHIM-2 suffix	1/2" Shim for Blade Stop Mounting	30
SHIM-3 suffix	3/4" Shim for Blade Stop Mounting	45
SOC suffix	Pin-in-Socket Security Screws	18
AJK90*	Angle Jamb Bracket Kit	42
SHK 90-1	1/4" Shim Kit for Blade Stop Mounting	21
SHK 90-2	1/2" Shim Kit for Blade Stop Mounting	30
SHK 90-3	3/4" Shim Kit for Blade Stop Mounting	45
For Door thickness over 2 1/4"		63

* Note: Angle Jamb Brackets affix to Standard Jamb Brackets to allow for flush transom or hinge side mounting. Conversion Kits are sold separately in the Parts Price List.

Optional Finishes – RAL Powder-Coat Finish (For information on available colors, consult factory)

Item	Description	List Add
1 - 10 Units	List Add to Stainless Steel (US32D) price	\$70
11 - 25 Units	List Add to Stainless Steel (US32D) price	48
26 or more Units	List Add to Stainless Steel (US32D) price	36

90 Series Sizing Chart – This chart illustrates the most common types of hinging & door opening sizes. For unusual door or hinge details, consult Glynn-Johnson's Technical Support.

Opening size with doors hung with:

Series & Size	Butts/Offset Pivots	Center Pivot
902	23-1/16"-27"	27-1/16"-33"
903	27-1/16"-33"	33-1/16"-39"
904	33-1/16"-39"	39-1/16"-45"
905	39-1/16"-45"	45-1/16"-51"
906	45-1/16"-54"	51-1/16"-59"

Prices subject to change without notice

100 Series Heavy-Duty Surface Concealed Overhead Holders & Stops



Item*	Description	US32D	US10	US4, US10B	US3, US32	SP28, SP4, SP10, SP313, SPBLK
101H, 102H	100 Series, Size 1 or 2, Hold-Open	\$299	\$314	\$318	\$336	\$298
103H, 104H	100 Series, Size 3 or 4, Hold-Open	299	314	318	336	298
105H, 106H	100 Series, Size 5 or 6, Hold-Open	299	314	318	336	298
101S, 102S	100 Series, Size 1 or 2, Stop-Only	299	314	318	336	298
103S, 104S	100 Series, Size 3 or 4, Stop-Only	299	314	318	336	298
105S, 106S	100 Series, Size 5 or 6, Stop-Only	299	314	318	336	298
101F, 102F	100 Series, Size 1 or 2, Friction Hold-Open	299	314	318	336	298
103F, 104F	100 Series, Size 3 or 4, Friction Hold-Open	299	314	318	336	298
105F, 106F	100 Series, Size 5 or 6, Friction Hold-Open	299	314	318	336	298
101HP, 102HP	100 Series, Size 1 or 2, Internal Hold-Open	299	314	318	336	298
103HP, 104HP	100 Series, Size 3 or 4, Internal Hold-Open	299	314	318	336	298
105HP, 106HP	100 Series, Size 5 or 6, Internal Hold-Open	299	314	318	336	298

*For help in determining the size, please see chart below.

Options and Accessories

Item	Description	US32D	US10	US4, US10B	US3, US32	SP28, SP4, SP10, SP313, SPBLK
SE suffix	Stop-Only function for use with Single Point Hold-Open Electronic Closers.	\$25	\$25	\$25	\$25	\$25
ADJ suffix	Adjustable Jamb Bracket Available on models 103-106 (Allows for field adjustment of Hold-Open 85-110 degrees)	61	61	61	61	53
CJ suffix	Special Jamb Bracket for use with LCN 5030 Closers. Specify Handing.	48	48	48	48	48
SOC suffix	Pin-in-Socket Security Screws	8.50	8.50	8.50	8.50	8.50
SOC suffix (ADJ)	Pin-in-Socket Security Screws	8.50	8.50	8.50	8.50	8.50

Conversion Kits are sold separately in the Parts Price List.

Optional Finishes – RAL Powder-Coat Finish (For information on available colors, consult factory)

Item	Description	List Add
1 - 10 Units	List Add to Stainless Steel (US32D) price	\$70
11 - 25 Units	List Add to Stainless Steel (US32D) price	48
26 or more Units	List Add to Stainless Steel (US32D) price	36

100 Series Sizing Chart – This chart illustrates the most common types of hinging & door opening sizes. For unusual door or hinge details, consult Glynn-Johnson's Technical Support.

Series & Size	Butts/Offset Pivots	Center Pivot
101	18"-23"	Not Available
102	23-1/16"-27"	Not Available
103	27-1/16"-33"	33-1/16"-39"
104	33-1/16"-39"	39-1/16"-45"
105	39-1/16"-45"	45-1/16"-51"
106	45-1/16"-54"	51-1/16"-59"

Prices subject to change without notice

410 Series Medium-Duty Concealed Overhead Holders & Stops



Item*	Description	US32D	US4, US10	US3, US32	US10B	652	SP28, SP4, SP10, SP313, SPBLK
411H	410 Series, Size 1, Hold-Open	\$112	\$124	\$133	\$125	\$95	\$87
412H	410 Series, Size 2, Hold-Open	112	124	133	125	95	87
413H	410 Series, Size 3, Hold-Open	112	124	133	125	95	87
414H	410 Series, Size 4, Hold-Open	112	124	133	125	95	87
415H	410 Series, Size 5, Hold-Open	112	124	133	125	95	87
411S	410 Series, Size 1, Stop-Only	112	124	133	125	95	87
412S	410 Series, Size 2, Stop-Only	112	124	133	125	95	87
413S	410 Series, Size 3, Stop-Only	112	124	133	125	95	87
414S	410 Series, Size 4, Stop-Only	112	124	133	125	95	87
415S	410 Series, Size 5, Stop-Only	112	124	133	125	95	87
411F	410 Series, Size 1, Friction Hold-Open	112	124	133	125	95	87
412F	410 Series, Size 2, Friction Hold-Open	112	124	133	125	95	87
413F	410 Series, Size 3, Friction Hold-Open	112	124	133	125	95	87
414F	410 Series, Size 4, Friction Hold-Open	112	124	133	125	95	87
415F	410 Series, Size 5, Friction Hold-Open	112	124	133	125	95	87

*For help in determining the size, please see chart below.

Options and Accessories

Item	Description	List Add All Finishes
SE suffix	Stop-Only function for use with Single Point Hold-Open Electronic Closers	\$20
SOC suffix	Pin-in-Socket Security Screws	12.50

Conversion Kits are sold separately in the Parts Price List.

Optional Finishes – RAL Powder-Coat Finish (For information on available colors, consult factory)

Item	Description	List Add
1 - 10 Units	List Add to Stainless Steel (US32D) price	\$70
11 - 25 Units	List Add to Stainless Steel (US32D) price	48
26 or more Units	List Add to Stainless Steel (US32D) price	36

410 Series Sizing Chart – This chart illustrates the most common types of hinging & door opening sizes. For unusual door or hinge details, consult Glynn-Johnson's Technical Support.

Series & Size	Butts/Offset Pivots	Center Pivot
411	18"-23"	Not Available
412	23-1/16"-27"	Not Available
413	27-1/16"-33"	33-1/16"-39"
414	33-1/16"-39"	39-1/16"-45"
415	39-1/16"-45"	45-1/16"-51"

Prices subject to change without notice

450 Series Medium-Duty Surface Overhead Holders & Stops



SP28,
SP4, SP10,
SP313,
SPBLK

Item*	Description	US32D	US4, US10	US3, US32	US10B	652	
451H	450 Series, Size 1, Hold-Open	\$138	\$147	\$168	\$153	\$105	\$91
452H	450 Series, Size 2, Hold-Open	138	147	168	153	105	91
453H	450 Series, Size 3, Hold-Open	138	147	168	153	105	91
454H	450 Series, Size 4, Hold-Open	138	147	168	153	105	91
455H	450 Series, Size 5, Hold-Open	138	147	168	153	105	91
451S	450 Series, Size 1, Stop-Only	138	147	168	153	105	91
452S	450 Series, Size 2, Stop-Only	138	147	168	153	105	91
453S	450 Series, Size 3, Stop-Only	138	147	168	153	105	91
454S	450 Series, Size 4, Stop-Only	138	147	168	153	105	91
455S	450 Series, Size 5, Stop-Only	138	147	168	153	105	91
451F	450 Series, Size 1, Friction Hold-Open	138	147	168	153	105	91
452F	450 Series, Size 2, Friction Hold-Open	138	147	168	153	105	91
453F	450 Series, Size 3, Friction Hold-Open	138	147	168	153	105	91
454F	450 Series, Size 4, Friction Hold-Open	138	147	168	153	105	91
455F	450 Series, Size 5, Friction Hold-Open	138	147	168	153	105	91

*For help in determining the size, please see chart below.

Options and Accessories

Item	Description	List Add All Finishes
SE suffix	Stop-Only function for use with Single Point Hold-Open Electronic Closers	\$20
J suffix*	Angle Jamb Bracket	38
SHIM-1 suffix	3/16" Shim Kit for Blade Stop Mounting	16
SHIM-2 suffix	3/8" Shim Kit for Blade Stop Mounting	26
SHIM-3 suffix	9/16" Shim Kit for Blade Stop Mounting	36
SOC suffix	Pin-in-Socket Security Screws	18
1-3/8" Dr Thickness	Mounting Package for 1-3/8" Door	30
2-1/4" Dr Thickness	Mounting Package for up to 2-1/4" Door	15
For Door Thickness over 2 1/4"		63
AJK 450*	450 Series Angle Jamb Bracket Kit	38
SHK 450-1	3/16" Shim Kit for Blade Stop Mounting	16
SHK 450-2	3/8" Shim Kit for Blade Stop Mounting	26
SHK 450-3	9/16" Shim Kit for Blade Stop Mounting	36

* Note: Angle Jamb Brackets affix to Standard Jamb Brackets to allow for flush transom or hinge side mounting.

Conversion Kits are sold separately in the Parts Price List.

Optional Finishes – RAL Powder-Coat Finish (For information on available colors, consult factory)

Item	Description	List Add
1 - 10 Units	List Add to Stainless Steel (US32D) price	\$70
11 - 25 Units	List Add to Stainless Steel (US32D) price	48
26 or more Units	List Add to Stainless Steel (US32D) price	36

450 Series Sizing Chart – This chart illustrates the most common types of hinging & door opening sizes. For unusual door or hinge details, consult Glynn-Johnson's Technical Support.

Series & Size	Butts/Offset Pivots	Center Pivot
451	18"-23"	23-1/16"-27"
452	23-1/16"-27"	27-1/16"-33"
453	27-1/16"-33"	33-1/16"-39"
454	33-1/16"-39"	39-1/16"-45"
455	39-1/16"-45"	45-1/16"-51"

Prices subject to change without notice

**280 Series Sensaguard
Stand Alone Holder/Release Smoke Detector**



Item	Description	US28	313AN
280	Sensaguard Stand Alone Holder/Release Smoke Detector <ul style="list-style-type: none"> • Battery Operated Hold-Open/Release • Built-in Smoke Detector • Non-Handed -- Mounts on Push or Pull Side of Door • Fits Doors 30" and Larger 	\$845	\$877

Options

Item	Description	All Finishes
SOC suffix	Pin-in-Socket Security Screws	\$17

Prices subject to change without notice

HL6 Push/Pull Latch and PL7 and PL8 Privacy Function Push/Pull Latch



Item	Description	US26D	US32D	US26	US32	US4, US10	US3, US10B
HL6-2	Push/Pull Latch - 2-3/4" Backset	\$276	\$319	\$342	\$338	\$327	\$349
HL6-3	Push/Pull Latch - 3-3/4" Backset	276	319	342	338	327	349
HL6-5	Push/Pull Latch - 5" Backset	276	319	342	338	327	349
PL7-2	Push Side Thumbturn - 2-3/4" Backset	359	412	431	438	423	441
PL7-3	Push Side Thumbturn - 3-3/4" Backset	359	412	431	438	423	441
PL7-5	Push Side Thumbturn - 5" Backset	359	412	431	438	423	441
PL8-2	Pull Side Thumbturn - 2-3/4" Backset	359	412	431	438	423	441
PL8-3	Pull Side Thumbturn - 3-3/4" Backset	359	412	431	438	423	441
PL8-5	Pull Side Thumbturn - 5" Backset	359	412	431	438	423	441

Options

Item	Description	List Add
7" suffix	7" Backset	\$39
A suffix	ASA Strike, ANSI 115.1 (1-1/4" x 4-7/8") when ordered with latch	N/C
AS suffix	Both Standard & ASA Strike	23
B suffix	Brass base material on US26D	43
E suffix	Engraved <i>Push</i> and <i>Pull</i> . (See page 14 for ordering guide)	43
EN suffix	Pull Only Latch	List Deduct 54
EO suffix	Push Only Latch	List Deduct 54
L Suffix	Lead Lining	79
RL suffix	Roller Latch Conversion	38
SOC suffix	Pin-in-Socket Security Screws	23
Standard HL6 with Door Thickness over 1 3/4" (Without special strike)		64
PL7 or PL8 with Door Thickness over 1 3/4"		N/A

Optional Finishes – RAL Powder-Coat Finish (For information on available colors, consult factory)

Item	Description	List Add
1 - 10 Units	List Add to Stainless Steel (US32D) price	\$72
11 - 25 Units	List Add to Stainless Steel (US32D) price	48
26 or more Units	List Add to Stainless Steel (US32D) price	37
Anti-Microbial Coating is available for the HL and PL series in US26D and US32D finishes. Specify US26D-AM or US32D-AM when ordering.		21

Push/Pull Latches - How to Order

Example:

HL6 E 4 - US26D - 2 - -

Model (HL6, PL7, PL8)

Option, if applicable (B, E, EN, EO, L, RL, SOC)

Engraving style, if applicable, see page 14. (1, 2, 3, 4, 5, 6)

Finish (US3, US4, US10, US10B, US26, US26D, US32, US32D)

Backset (2=2-3/4", 3=3-3/4", 5=5", 7=7")

Strike (Blank for standard, A for ASA, AS for both strikes)

Door Thickness (Blank for 1-3/4" door, specify other thickness)

Prices subject to change without notice

Push/Pull Mortise Lock Combination

- Schlage L Series Lock Included.
- Cylinders are not included and are not available through Glynn-Johnson
- On functions with cylinders, handles must be mounted in down position on key side or horizontally on both sides.
- On functions with thumbturns, handles must be mounted in the horizontal position.
- All units 2-3/4" backset
- ASA strike furnished with all units.



Model	Description	US26D	US26, US10B, US3	US4, US10	US32D
HL6-9010	Passage Function	\$762	\$797	\$797	\$797
HL6-9040*	Privacy Function	797	832	832	832
HL6-9050*	Office/Inner Entry Function	797	832	832	832
HL6-9060	Apartment Entrance Function	762	797	797	797
HL6-9070	Classroom Function	762	797	797	797
HL6-9080	Storeroom Function	762	797	797	797
HL6-9082	Institution Function	762	797	797	797
HL6-9453*	Entrance Function	797	832	832	832
HL6-9456*	Dormitory Exit Function	797	832	832	832
HL6-9465	Closet/Storeroom Function	797	832	832	832
HL6-9466	Store/Utility Function	797	832	832	832
HL6-9473*	Dorm Bedroom Function	797	832	832	832
HL6-9485*	Hotel Lock Function	797	832	832	832
HL6-9486*	Hotel Lock Function	797	832	832	832
HL6-9000RK	Less Mortise Lock	327	358	358	358

*Thumbturn functions

Options

Item	Description	List Add
L suffix	Lead Lining	\$221
E suffix	Engraved <i>Push</i> and <i>Pull</i> . (See page 14 for ordering guide)	43
B suffix	Brass base material on US26D	43
SOC suffix	Pin-in-Socket Security Screws	23
EO suffix	Push Side Only Latch	List Deduct 124
EN suffix	Pull Side Only Latch	List Deduct 124

Optional Finishes – RAL Powder-Coat Finish (For information on available colors, consult factory)

Item	Description	List Add
1-10 Units	List Add to Stainless Steel (US32D) price	\$72
11-25 Units	List Add to Stainless Steel (US32D) price	48
26 or more Units	List Add to Stainless Steel (US32D) price	37

Anti-Microbial Coating is available for the HL and PL series in US26D and US32D finishes.

Specify US26D-AM or US32D-AM when ordering.

Push/Pull Latches - How to Order

Example:

HL6 E 2 - 9070 - US26D

Model (HL6)

Options, if applicable (B, E, EN, EO, L, SOC)

Engraving style, if applicable, see page 14. (1, 2, 3, 4, 5, 6)

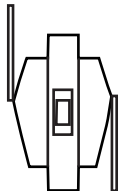
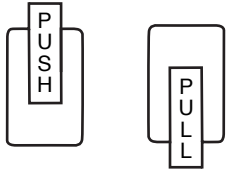
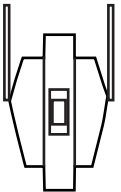
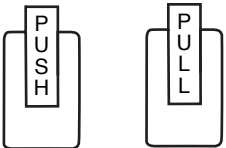
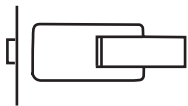
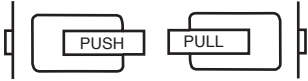

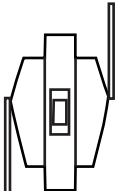
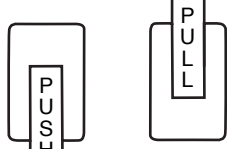
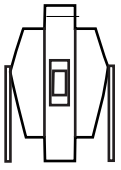
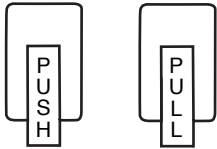
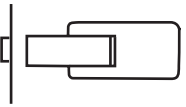


Lock Function (Functions listed above or 9000RK for conversion kit)

Finish (US3, US4, US10, US10B, US26, US26D, US32D)

Door Thickness (Blank for 1-3/4" door, specify other thickness)

Prices subject to change without notice

Engraving Guide

		Mounting Position	To Order, Specify
		Push Up, Pull Down <ul style="list-style-type: none"> • Any backset • Non-handed • No PL7 or PL8 	E1
		Push Up, Pull Up <ul style="list-style-type: none"> • Any Backset • Non-handed 	E2
		Horizontal Engraving <ul style="list-style-type: none"> • Any Backset • RH • No PL7 or PL8 	E3
		Horizontal Engraving <ul style="list-style-type: none"> • Any Backset • LH • No PL7 or PL8 	E4
		Push Down, Pull Up <ul style="list-style-type: none"> • Any Backset • Non-Handed • No PL7 or PL8 	E5
		Push Down, Pull Down <ul style="list-style-type: none"> • Any Backset • Non-handed 	E6
		Horizontal Engraving <ul style="list-style-type: none"> • 7" Backset only • RH • No Mortise Lock • No PL7 or PL8 	E4
		Horizontal Engraving <ul style="list-style-type: none"> • 7" Backset only • LH • No Mortise Lock • No PL7 or PL8 	E3

Prices subject to change without notice

PARTS

How to Use this Parts Price List	15
Parts for 70 and 79 Series Overhead Holders & Stops	16-18
Parts for 80/81 Series Overhead Holders & Stops	18-19
Parts for 90 Series Overhead Holders & Stops	20-21
Parts for 100 Series Overhead Holders & Stops	21-23
Parts for 410/450 Series Overhead Holders & Stops	24-26
Parts for 280 Sensaguard Overhead Holder	26
Parts for HL6/PL7/PL8 Series Push/Pull Latches	27-32

HOW TO USE THIS PARTS PRICE LIST

To find a part number and its list price:

- First, **start with the product** where the part is used.
- Next, **scan the descriptions** shown below the product.
- Once you find the description, **determine the finish**, if applicable.
- From there, **note the part number** to use when ordering. If directed, refer to the HOW TO ORDER guide used to order most arm assemblies, channel assemblies, and handle assemblies.

If you are unable to find a part, or if you already know the part number but do not know where it is being used and you need its list price, please contact Glynn-Johnson Customer Service at the telephone number shown below.

Customer Service 1-877-613-8766 Fax 1-877-424-8494 Technical Support 1-888-371-7331

PLEASE NOTE: For authorized ***IRFASTTRACK*** customers, please refer to ***IRFASTTRACK*** Price Book for products available in 24-hour or 5-days. Customer Service 1-866-ICALLIR (1-866-422-5547) Fax: 1-800-288-4242

Prices subject to change without notice

Description	Finish	Part No.	List Price Each
70 Series			
70 Door Bracket & Pin	US3	OHPART.10001	\$58.00
70 Door Bracket & Pin	US4	OHPART.10002	58.00
70 Door Bracket & Pin	US10	OHPART.10003	47.00
70 Door Bracket & Pin	US10B	OHPART.10004	58.00
70 Door Bracket & Pin	US26	OHPART.10005	58.00
70 Door Bracket & Pin	US26D	OHPART.10006	42.00
70 Door Bracket & Pin	SP4	OHPART.10007	29.00
70 Door Bracket & Pin	SP10	OHPART.10008	29.00
70 Door Bracket & Pin	SP313	OHPART.10009	29.00
70 Door Bracket & Pin	SP28	OHPART.10010	29.00
70 Door Bracket & Pin	SPBLK	OHPART.10011	29.00
70 Jamb Bracket	US3	OHPART.10012	85.00
70 Jamb Bracket	US4	OHPART.10013	85.00
70 Jamb Bracket	US10	OHPART.10014	79.00
70 Jamb Bracket	US10B	OHPART.10015	85.00
70 Jamb Bracket	US26	OHPART.10016	85.00
70 Jamb Bracket	US26D	OHPART.10017	79.00
70 Jamb Bracket	SP4	OHPART.10018	76.00
70 Jamb Bracket	SP10	OHPART.10019	76.00
70 Jamb Bracket	SP313	OHPART.10020	76.00
70 Jamb Bracket	SP28	OHPART.10021	76.00
70 Jamb Bracket	SPBLK	OHPART.10022	76.00
70 Hook Assembly - Hold Open Conversion	US3	OHPART.10023	40.00
70 Hook Assembly - Hold Open Conversion	US4	OHPART.10024	40.00
70 Hook Assembly - Hold Open Conversion	US10	OHPART.10025	40.00
70 Hook Assembly - Hold Open Conversion	US10B	OHPART.10026	40.00
70 Hook Assembly - Hold Open Conversion	US26	OHPART.10027	40.00
70 Hook Assembly - Hold Open Conversion	US26D	OHPART.10028	40.00
70 Hook Assembly - Hold Open Conversion	SP4	OHPART.10029	40.00
70 Hook Assembly - Hold Open Conversion	SP10	OHPART.10030	40.00
70 Hook Assembly - Hold Open Conversion	SP313	OHPART.10031	40.00
70 Hook Assembly - Hold Open Conversion	SP28	OHPART.10032	40.00
70 Hook Assembly - Hold Open Conversion	SPBLK	OHPART.10033	40.00
70 Stop Washer - Stop Only Conversion	-	OHPART.10034	8.00
70 Shock Spring	-	OHPART.10035	5.00
70 Roll Pin (Pkg of 10)	-	OHPART.10036	5.00
70 Adjustment Nut (Pkg of 10)	-	OHPART.10037	8.00
70 Mounting Pkg	US3,US4,SP4	OHPART.10038	21.00
70 Mounting Pkg	US10,SP10	OHPART.10039	21.00
70 Mounting Pkg	US10B,SP313	OHPART.10040	21.00
70 Mounting Pkg	US26,US26D,SP28	OHPART.10041	21.00
70 Mounting Pkg	SPBLK	OHPART.10042	21.00
70 Security Mounting Pkg	-	OHPART.10043	25.00
70 Mounting Pkg - 2 1/4" Door	US3,US4,SP4	OHPART.10044	21.00
70 Mounting Pkg - 2 1/4" Door	US10,SP10	OHPART.10045	21.00
70 Mounting Pkg - 2 1/4" Door	US10B,SP313	OHPART.10046	21.00
70 Mounting Pkg - 2 1/4" Door	US26,US26D,SP28	OHPART.10047	21.00
70 Mounting Pkg - 2 1/4" Door	SPBLK	OHPART.10048	21.00
70/79/81/90 Angle Screw Pkg	US3,US4,SP4	OHPART.10049	8.00
70/79/81/90 Angle Screw Pkg	US10,SP10	OHPART.10050	8.00
70/79/81/90 Angle Screw Pkg	US10B,SP313	OHPART.10051	8.00
70/79/81/90 Angle Screw Pkg	US26,US26D,SP28	OHPART.10052	8.00
70/79/81/90 Angle Screw Pkg	SPBLK	OHPART.10053	8.00

continued on next page

Prices subject to change without notice

Description	Finish	Part No.	List Price Each
70 Series (continued)			
70 Sex Bolt Pkg, Up to 2" Door (Set of 3)	US3,US4	OHPART.10054	\$26.00
70 Sex Bolt Pkg, Up to 2" Door (Set of 3)	US10,SP10	OHPART.10055	26.00
70 Sex Bolt Pkg, Up to 2" Door (Set of 3)	US10B,SP313	OHPART.10056	26.00
70 Sex Bolt Pkg, Up to 2" Door (Set of 3)	US26,US26D	OHPART.10057	26.00
70 Sex Bolt Pkg, Up to 2" Door (Set of 3)	SP4	OHPART.10058	26.00
70 Sex Bolt Pkg, Up to 2" Door (Set of 3)	SP28	OHPART.10059	26.00
70 Sex Bolt Pkg, Up to 2" Door (Set of 3)	SPBLK	OHPART.10060	26.00
70 Sex Bolt Pkg, 2" to 3" Door (Set of 3)	US3,US4	OHPART.10061	32.50
70 Sex Bolt Pkg, 2" to 3" Door (Set of 3)	US10,SP10	OHPART.10062	32.50
70 Sex Bolt Pkg, 2" to 3" Door (Set of 3)	US10B,SP313	OHPART.10063	32.50
70 Sex Bolt Pkg, 2" to 3" Door (Set of 3)	US26,US26D	OHPART.10064	32.50
70 Sex Bolt Pkg, 2" to 3" Door (Set of 3)	SP4	OHPART.10065	32.50
70 Sex Bolt Pkg, 2" to 3" Door (Set of 3)	SP28	OHPART.10066	32.50
70 Sex Bolt Pkg, 2" to 3" Door (Set of 3)	SPBLK	OHPART.10067	32.50

79 Series

79 Door Bracket & Pin	US3	OHPART.10101	\$86.00
79 Door Bracket & Pin	US4	OHPART.10102	86.00
79 Door Bracket & Pin	US10	OHPART.10103	79.00
79 Door Bracket & Pin	US10B	OHPART.10104	86.00
79 Door Bracket & Pin	US26	OHPART.10105	86.00
79 Door Bracket & Pin	US26D	OHPART.10106	79.00
79 Door Bracket & Pin	SP4	OHPART.10107	48.00
79 Door Bracket & Pin	SP10	OHPART.10108	48.00
79 Door Bracket & Pin	SP313	OHPART.10109	48.00
79 Door Bracket & Pin	SP28	OHPART.10110	48.00
79 Door Bracket & Pin	SPBLK	OHPART.10111	48.00
79 Jamb Bracket	US3	OHPART.10112	264.00
79 Jamb Bracket	US4	OHPART.10113	264.00
79 Jamb Bracket	US10	OHPART.10114	198.00
79 Jamb Bracket	US10B	OHPART.10115	264.00
79 Jamb Bracket	US26	OHPART.10116	264.00
79 Jamb Bracket	US26D	OHPART.10117	198.00
79 Jamb Bracket	SP4	OHPART.10118	151.00
79 Jamb Bracket	SP10	OHPART.10119	151.00
79 Jamb Bracket	SP313	OHPART.10120	151.00
79 Jamb Bracket	SP28	OHPART.10121	151.00
79 Jamb Bracket	SPBLK	OHPART.10122	151.00
79 Hook Assembly - Hold Open Conversion	US3	OHPART.10123	71.00
79 Hook Assembly - Hold Open Conversion	US4	OHPART.10124	71.00
79 Hook Assembly - Hold Open Conversion	US10	OHPART.10125	71.00
79 Hook Assembly - Hold Open Conversion	US10B	OHPART.10126	71.00
79 Hook Assembly - Hold Open Conversion	US26	OHPART.10127	71.00
79 Hook Assembly - Hold Open Conversion	US26D	OHPART.10128	71.00
79 Hook Assembly - Hold Open Conversion	SP4	OHPART.10129	71.00
79 Hook Assembly - Hold Open Conversion	SP10	OHPART.10130	71.00
79 Hook Assembly - Hold Open Conversion	SP313	OHPART.10131	71.00
79 Hook Assembly - Hold Open Conversion	SP28	OHPART.10132	71.00
79 Hook Assembly - Hold Open Conversion	SPBLK	OHPART.10133	71.00

continued on next page

Prices subject to change without notice

Description	Finish	Part No.	List Price Each
79 Series (continued)			
79 Stop Washer - Stop Only Conversion	-	OHPART.10134	\$8.00
79 Shock Spring	-	OHPART.10135	8.00
79 Roll Pin (Pkg of 10)	-	OHPART.10136	8.00
79 Adjustment Nut (Pkg of 10)	-	OHPART.10137	15.00
79 Mounting Pkg	US3,US4,SP4	OHPART.10138	32.00
79 Mounting Pkg	US10,SP10	OHPART.10139	32.00
79 Mounting Pkg	US10B,SP313	OHPART.10140	32.00
79 Mounting Pkg	US26,US26D,SP28	OHPART.10141	32.00
79 Mounting Pkg	SPBLK	OHPART.10142	32.00
79 Security Mounting Pkg	-	OHPART.10143	23.00
70/79/81/90 Angle Screw Pkg	US3,US4,SP4	OHPART.10049	8.00
70/79/81/90 Angle Screw Pkg	US10,SP10	OHPART.10050	8.00
70/79/81/90 Angle Screw Pkg	US10B,SP313	OHPART.10051	8.00
70/79/81/90 Angle Screw Pkg	US26,US26D,SP28	OHPART.10052	8.00
70/79/81/90 Angle Screw Pkg	SPBLK	OHPART.10053	8.00
79 Sex Bolt Pkg, Up to 2" Door (Set of 4)	US3,US4	OHPART.10144	51.00
79 Sex Bolt Pkg, Up to 2" Door (Set of 4)	US10,SP10	OHPART.10145	51.00
79 Sex Bolt Pkg, Up to 2" Door (Set of 4)	US10B,SP313	OHPART.10146	51.00
79 Sex Bolt Pkg, Up to 2" Door (Set of 4)	US26,US26D	OHPART.10147	51.00
79 Sex Bolt Pkg, Up to 2" Door (Set of 4)	SP4	OHPART.10148	51.00
79 Sex Bolt Pkg, Up to 2" Door (Set of 4)	SP28	OHPART.10149	51.00
79 Sex Bolt Pkg, Up to 2" Door (Set of 4)	SPBLK	OHPART.10150	51.00
79 Sex Bolt Pkg, 2" to 3" Door (Set of 4)	US3,US4	OHPART.10151	59.50
79 Sex Bolt Pkg, 2" to 3" Door (Set of 4)	US10,SP10	OHPART.10152	59.50
79 Sex Bolt Pkg, 2" to 3" Door (Set of 4)	US10B,SP313	OHPART.10153	59.50
79 Sex Bolt Pkg, 2" to 3" Door (Set of 4)	US26,US26D	OHPART.10154	59.50
79 Sex Bolt Pkg, 2" to 3" Door (Set of 4)	SP4	OHPART.10155	59.50
79 Sex Bolt Pkg, 2" to 3" Door (Set of 4)	SP28	OHPART.10156	59.50
79 Sex Bolt Pkg, 2" to 3" Door (Set of 4)	SPBLK	OHPART.10157	59.50

80 and 81 Series

80/81 Handle, Spring & Plunger Pkg	US3	OHPART.10201	\$58.00
80/81 Handle, Spring & Plunger Pkg	US4	OHPART.10202	53.00
80/81 Handle, Spring & Plunger Pkg	US10	OHPART.10203	53.00
80/81 Handle, Spring & Plunger Pkg	US10B	OHPART.10204	53.00
80/81 Handle, Spring & Plunger Pkg	US32	OHPART.10205	58.00
80/81 Handle, Spring & Plunger Pkg	US32D,652	OHPART.10206	48.00
80/81 Handle, Spring & Plunger Pkg	SP4	OHPART.10207	40.00
80/81 Handle, Spring & Plunger Pkg	SP10	OHPART.10208	40.00
80/81 Handle, Spring & Plunger Pkg	SP313	OHPART.10209	40.00
80/81 Handle, Spring & Plunger Pkg	SP28	OHPART.10210	40.00
80/81 Handle, Spring & Plunger Pkg	SPBLK	OHPART.10211	40.00
80/81 Handle	US3	OHPART.10212	53.00
80/81 Handle	US4	OHPART.10213	48.00
80/81 Handle	US10	OHPART.10214	48.00
80/81 Handle	US10B	OHPART.10215	48.00
80/81 Handle	US26	OHPART.10216	53.00
80/81 Handle	US26D,652	OHPART.10217	42.00
80/81 Handle	SP4	OHPART.10218	34.00
80/81 Handle	SP10	OHPART.10219	34.00
80/81 Handle	SP313	OHPART.10220	34.00
80/81 Handle	SP28	OHPART.10221	34.00
80/81 Handle	SPBLK	OHPART.10222	34.00

continued on next page

Prices subject to change without notice

Description	Finish	Part No.	List Price Each
80 and 81 Series (continued)			
80/81 Plunger	-	OHPART.10223	\$7.00
80/81 Plunger Spring	-	OHPART.10224	5.00
81 Channel	US3	OHPART.10244	59.00
81 Channel	US4	OHPART.10245	53.00
81 Channel	US10	OHPART.10246	53.00
81 Channel	US10B	OHPART.10247	53.00
81 Channel	US32	OHPART.10248	59.00
81 Channel	US32D	OHPART.10249	40.00
81 Channel	652	OHPART.10250	26.00
81/90 End Cap	-	OHPART.10256	15.00
81 Shock Spring	-	OHPART.10257	7.00
80 Mounting Pkg, 1 3/4" Door	US3,US4,SP4	OHPART.10226	28.00
80 Mounting Pkg, 1 3/4" Door	US10,SP10	OHPART.10227	28.00
80 Mounting Pkg, 1 3/4" Door	US10B,SP313	OHPART.10228	28.00
80 Mounting Pkg, 1 3/4" Door	US32,US32D,652,SP28	OHPART.10229	28.00
80 Mounting Pkg, 1 3/4" Door	SPBLK	OHPART.10230	28.00
80HD Mounting Pkg, 1 3/4" Door	US3,US4,SP4	OHPART.10231	41.00
80HD Mounting Pkg, 1 3/4" Door	US10,SP10	OHPART.10232	41.00
80HD Mounting Pkg, 1 3/4" Door	US10B,SP313	OHPART.10233	41.00
80HD Mounting Pkg, 1 3/4" Door	US32,US32D,652,SP28	OHPART.10234	41.00
80HD Mounting Pkg, 1 3/4" Door	SPBLK	OHPART.10235	41.00
81 Mounting Pkg, Up to 2 1/4" Door	US3,US4,SP4	OHPART.10236	28.00
81 Mounting Pkg, Up to 2 1/4" Door	US10,SP10	OHPART.10237	28.00
81 Mounting Pkg, Up to 2 1/4" Door	US10B,SP313	OHPART.10238	28.00
81 Mounting Pkg, Up to 2 1/4" Door	US32,US32D,652	OHPART.10239	28.00
81 Mounting Pkg, Up to 2 1/4" Door	SPBLK	OHPART.10240	28.00
80 Security Mounting Pkg, 1 3/4" Door	-	OHPART.10241	18.00
80HD Security Mounting Pkg, 1 3/4" Door	-	OHPART.10242	25.00
81 Security Mounting Pkg, Up to 2 1/4" Door	-	OHPART.10243	18.00
70/79/81/90 Angle Screw Pkg	US3,US4,SP4	OHPART.10049	8.00
70/79/81/90 Angle Screw Pkg	US10,SP10	OHPART.10050	8.00
70/79/81/90 Angle Screw Pkg	US10B,SP313	OHPART.10051	8.00
70/79/81/90 Angle Screw Pkg	US32,US32D,SP28	OHPART.10052	8.00
70/79/81/90 Angle Screw Pkg	SPBLK	OHPART.10053	8.00

Prices subject to change without notice

90 Series

How to Order Arm Assembly

Size -	2, 3, 4, 5, 6	ARM90	4	H	-	US3
Function -	H (Hold Open), S (Stop Only), F (Friction Hold Open), SE (Stop Only)					
Finish -	US3, US4, US10, US10B, US32, US32D, 652 SP4, SP10, SP313, SP28, SPBLK					

Description	Finish	List Price Each
90 Arm Assembly	US3	\$190.00
90 Arm Assembly	US4	174.00
90 Arm Assembly	US10	174.00
90 Arm Assembly	US10B	184.00
90 Arm Assembly	US32	190.00
90 Arm Assembly	US32D	165.00
90 Arm Assembly	652	122.00
90 Arm Assembly	SP4	106.00
90 Arm Assembly	SP10	106.00
90 Arm Assembly	SP313	106.00
90 Arm Assembly	SP28	106.00
90 Arm Assembly	SPBLK	106.00

90 Series

How to Order Channel Assembly

Size -	2, 3, 4, 5, 6	CHANNEL 90	4	H	-	US3
Function -	H (Hold Open), S (Stop Only), F (Friction Hold Open), SE (Stop Only)					
Finish -	US3, US4, US10, US10B, US32, US32D, 652 SP4, SP10, SP313, SP28, SPBLK					

Description	Finish	List Price Each
90 Channel Assembly - H, S or F	US3	\$227.00
90 Channel Assembly - H,S or F	US4	204.00
90 Channel Assembly - H, S or F	US10	204.00
90 Channel Assembly - H,S or F	US10B	216.00
90 Channel Assembly - H, S or F	US32	227.00
90 Channel Assembly - H,S or F	US32D	198.00
90 Channel Assembly - H, S or F	652	146.00
90 Channel Assembly - H,S or F	SP4	122.00
90 Channel Assembly - H, S or F	SP10	122.00
90 Channel Assembly - H,S or F	SP313	122.00
90 Channel Assembly - H, S or F	SP28	122.00
90 Channel Assembly - H,S or F	SPBLK	122.00

continued on next page

Prices subject to change without notice

Description	Finish	Part No.	List Price Each
90 Series (continued)			
90 Channel Assembly - SE	US3		\$270.00
90 Channel Assembly - SE	US4		247.00
90 Channel Assembly - SE	US10		247.00
90 Channel Assembly - SE	US10B		259.00
90 Channel Assembly - SE	US32		270.00
90 Channel Assembly - SE	US32D		241.00
90 Channel Assembly - SE	652		189.00
90 Channel Assembly - SE	SP4		165.00
90 Channel Assembly - SE	SP10		165.00
90 Channel Assembly - SE	SP313		165.00
90 Channel Assembly - SE	SP28		165.00
90 Channel Assembly - SE	SPBLK		165.00
◆ 90 Old Style End Cap	SPBLK	OHPART.10306	15.00
◆ 90 Old Style End Cap & Spring Assembly	US3,US4,SP4	OHPART.10307	21.00
◆ 90 Old Style End Cap & Spring Assembly	US10,SP10	OHPART.10308	21.00
◆ 90 Old Style End Cap & Spring Assembly	SPBLK	OHPART.10312	21.00
◆ 90 Old Style End Cap Key (Pkg of 20)	-	OHPART.10313	8.00
◆ 90 Old Style Mounting Pkg, Up to 2 1/4" Door	US3,US4,SP4	OHPART.10320	41.50
◆ 90 Old Style Mounting Pkg, Up to 2 1/4" Door	US10,SP10	OHPART.10321	41.50
◆ 90 Old Style Mounting Pkg, Up to 2 1/4" Door	US10B,SP313	OHPART.10322	41.50
◆ 90 Old Style Mounting Pkg, Up to 2 1/4" Door	US32,US32D,652,SP28	OHPART.10323	41.50
◆ 90 Old Style Mounting Pkg, Up to 2 1/4" Door	SPBLK	OHPART.10324	41.50
70/79/81/90 Angle Screw Pkg	US3,US4,SP4	OHPART.10049	8.00
70/79/81/90 Angle Screw Pkg	US10,SP10	OHPART.10050	8.00
70/79/81/90 Angle Screw Pkg	US10B,SP313	OHPART.10051	8.00
70/79/81/90 Angle Screw Pkg	US32,US32D,SP28	OHPART.10052	8.00
70/79/81/90 Angle Screw Pkg	SPBLK	OHPART.10053	8.00
90 Hold Open Conversion Kit	-	OHPART.10325	25.00
90 Friction Hold Open Conversion Kit	-	OHPART.10326	15.00
◆ 90 Old Style SE Conversion Kit	SPBLK	OHPART.10332	25.00
● 90 End Cap	SPBLK	OHPART.11103	15.00
● 90 End Cap & Spring Assy.	SPBLK	OHPART.11104	21.00
● 90 Mounting Pkg, Up to 2 1/4" Dr.	US3,US4,SP4	OHPART.11105	41.50
● 90 Mounting Pkg, Up to 2 1/4" Dr.	US10,SP10	OHPART.11106	41.50
● 90 Mounting Pkg, Up to 2 1/4" Dr.	US10B,SP313	OHPART.11107	41.50
● 90 Mounting Pkg, Up to 2 1/4" Dr.	US32,US32D,652,SP28	OHPART.11108	41.50
● 90 Mounting Pkg, Up to 2 1/4" Dr.	SPBLK	OHPART.11109	41.50
● 90 SE Conversion Kit	SPBLK	OHPART.11110	25.00
● 90 Security Mount Pkg 2 1/4"	-	OHPART.10243	18.00

◆ For Overheads shipped before October 1, 2006

● For Overheads shipped after October 1, 2006

Prices subject to change without notice

100 Series

How to Order Arm Assembly

Size -	1, 2, 3, 4, 5, 6	ARM10	4	H	-	US3
Function -	H (Hold Open), S (Stop Only), HP (Internal Hold Open) F (Friction Hold Open), SE (Stop Only)					
Optional Jamb Bracket -	ADJ - Adjustable Jamb Bracket CJLH, CJRH - LCN5030 Jamb Bracket					
Finish -	US3, US4, US10, US10B, US32, US32D SP4, SP10, SP313, SP28, SPBLK					

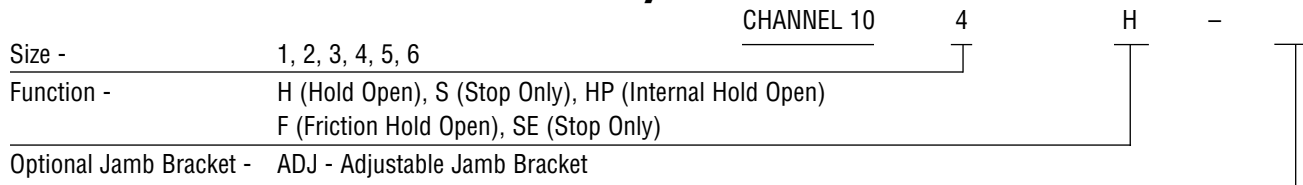
Description	Finish	List Price Each
100 Arm Assembly - Not ADJ, CJLH or CJRH	US3	\$177.00
100 Arm Assembly - Not ADJ,CJLH or CJRH	US4	168.00
100 Arm Assembly - Not ADJ,CJLH or CJRH	US10	165.00
100 Arm Assembly - Not ADJ,CJLH or CJRH	US10B	168.00
100 Arm Assembly - Not ADJ,CJLH or CJRH	US32	177.00
100 Arm Assembly - Not ADJ,CJLH or CJRH	US32D	156.00
100 Arm Assembly - Not ADJ,CJLH or CJRH	SP4	156.00
100 Arm Assembly - Not ADJ,CJLH or CJRH	SP10	156.00
100 Arm Assembly - Not ADJ,CJLH or CJRH	SP313	156.00
100 Arm Assembly - Not ADJ,CJLH or CJRH	SP28	156.00
100 Arm Assembly - Not ADJ,CJLH or CJRH	SPBLK	156.00
100 Arm Assembly with ADJ	US3	226.00
100 Arm Assembly with ADJ	US4	217.00
100 Arm Assembly with ADJ	US10	214.00
100 Arm Assembly with ADJ	US10B	217.00
100 Arm Assembly with ADJ	US32	226.00
100 Arm Assembly with ADJ	US32D	205.00
100 Arm Assembly with ADJ	SP4	205.00
100 Arm Assembly with ADJ	SP10	205.00
100 Arm Assembly with ADJ	SP313	205.00
100 Arm Assembly with ADJ	SP28	205.00
100 Arm Assembly with ADJ	SPBLK	205.00
100 Arm Assembly with CJLH or CJRH	US3	225.00
100 Arm Assembly with CJLH or CJRH	US4	216.00
100 Arm Assembly with CJLH or CJRH	US10	213.00
100 Arm Assembly with CJLH or CJRH	US10B	216.00
100 Arm Assembly with CJLH or CJRH	US32	225.00
100 Arm Assembly with CJLH or CJRH	US32D	204.00
100 Arm Assembly with CJLH or CJRH	SP4	204.00
100 Arm Assembly with CJLH or CJRH	SP10	204.00
100 Arm Assembly with CJLH or CJRH	SP313	204.00
100 Arm Assembly with CJLH or CJRH	SP28	204.00
100 Arm Assembly with CJLH or CJRH	SPBLK	204.00

continued on next page

Prices subject to change without notice

100 Series (continued)

How to Order Channel Assembly



Description	Finish	Part No.	List Price Each
100 Channel Assembly, Not ADJ or SE	-		\$198.00
100 Channel Assembly with ADJ	-		219.00
100 Channel Assembly with SE	-		223.00
100H Knob Pkg	US3,US4,SP4	OHPART.10401	20.00
100H Knob Pkg	US10,SP10	OHPART.10402	20.00
100H Knob Pkg	US10B,SP313	OHPART.10403	20.00
100H Knob Pkg	US32,US32D,SP28	OHPART.10404	20.00
100H Knob Pkg	SPBLK	OHPART.10405	20.00
100 Mounting Pkg	US3,US4,SP4	OHPART.10406	17.00
100 Mounting Pkg	US10,SP10	OHPART.10407	17.00
100 Mounting Pkg	US10B,SP313	OHPART.10408	17.00
100 Mounting Pkg	US32,US32D,SP28	OHPART.10409	17.00
100 Mounting Pkg	SPBLK	OHPART.10410	17.00
100ADJ Mounting Pkg	US3,US4,SP4	OHPART.10411	17.00
100ADJ Mounting Pkg	US10,SP10	OHPART.10412	17.00
100ADJ Mounting Pkg	US10B,SP313	OHPART.10413	17.00
100ADJ Mounting Pkg	US32,US32D,SP28	OHPART.10414	17.00
100ADJ Mounting Pkg	SPBLK	OHPART.10415	17.00
100 Security Mounting Pkg	-	OHPART.10416	8.00
100ADJ Security Mounting Pkg	-	OHPART.10417	8.00
100ADJ Set Screw (Pkg of 10)	-	OHPART.10418	5.00
100F Conversion Kit	-	OHPART.10419	15.00
100H Conversion Kit	US3,US4,SP4	OHPART.10420	50.00
100H Conversion Kit	US10,SP10	OHPART.10421	50.00
100H Conversion Kit	US10B,SP313	OHPART.10422	50.00
100H Conversion Kit	US32,US32D,SP28	OHPART.10423	50.00
100H Conversion Kit	SPBLK	OHPART.10424	50.00
100ADJ Jamb Channel	US3	OHPART.10425	67.00
100ADJ Jamb Channel	US4	OHPART.10426	67.00
100ADJ Jamb Channel	US10	OHPART.10427	67.00
100ADJ Jamb Channel	US10B	OHPART.10428	67.00
100ADJ Jamb Channel	US32	OHPART.10429	67.00
100ADJ Jamb Channel	US32D	OHPART.10430	67.00
100ADJ Jamb Channel	SP4	OHPART.10431	59.00
100ADJ Jamb Channel	SP10	OHPART.10432	59.00
100ADJ Jamb Channel	SP313	OHPART.10433	59.00
100ADJ Jamb Channel	SP28	OHPART.10434	59.00
100ADJ Jamb Channel	SPBLK	OHPART.10435	59.00
100 Grommet (Pkg of 10)	-	OHPART.10436	13.00
100 SE KIT	-	OHPART.10437	69.00

Prices subject to change without notice

410/450 Series

How to Order Arm Assembly

		ARM41/45	4	H	US3
Size -	1, 2, 3, 4, 5				
Function -	H (Hold Open), S (Stop Only) F (Friction Hold Open), SE (Stop Only)				
Finish -	US3, US4, US10, US10B, US32, US32D, 652 SP4, SP10, SP313, SP28, SPBLK				

Description	Finish	List Price Each
410/450 Arm Assembly	US3	\$88.00
410/450 Arm Assembly	US4	78.00
410/450 Arm Assembly	US10	78.00
410/450 Arm Assembly	US10B	81.00
410/450 Arm Assembly	US32	88.00
410/450 Arm Assembly	US32D	74.00
410/450 Arm Assembly	652	50.00
410/450 Arm Assembly	SP4	50.00
410/450 Arm Assembly	SP10	50.00
410/450 Arm Assembly	SP313	50.00
410/450 Arm Assembly	SP28	50.00
410/450 Arm Assembly	SPBLK	50.00

How to Order Channel Assembly

		CHANNEL	41	4	H	US10
Model -	41 (410 Series), 45 (450 Series)					
Size -	1, 2, 3, 4, 5					
Function -	H (Hold Open), S (Stop Only) F (Friction Hold Open), SE (Stop Only)					
Finish -	US3, US4, US10, US10B, US32, US32D, 652 SP4, SP10, SP313, SP28, SPBLK					

Description	Finish	Part No.	List Price Each
450 Channel Assembly, Not SE	US3		\$124.00
450 Channel Assembly, Not SE	US4		110.00
450 Channel Assembly, Not SE	US10		110.00
450 Channel Assembly, Not SE	US10B		116.00
450 Channel Assembly, Not SE	US32		124.00
450 Channel Assembly, Not SE	US32D		106.00
450 Channel Assembly, Not SE	652		77.00
450 Channel Assembly, Not SE	SP4		77.00
450 Channel Assembly, Not SE	SP10		77.00
450 Channel Assembly, Not SE	SP313		77.00
450 Channel Assembly, Not SE	SP28		77.00
450 Channel Assembly, Not SE	SPBLK		77.00

continued on next page

Prices subject to change without notice

Description	Finish	Part No.	List Price Each
410/450 Series (continued)			
450SE Channel Assembly	US3		\$144.00
450SE Channel Assembly	US4		130.00
450SE Channel Assembly	US10		130.00
450SE Channel Assembly	US10B		136.00
450SE Channel Assembly	US32		144.00
450SE Channel Assembly	US32D		126.00
450SE Channel Assembly	652		97.00
450SE Channel Assembly	SP4		97.00
450SE Channel Assembly	SP10		97.00
450SE Channel Assembly	SP313		97.00
450SE Channel Assembly	SP28		97.00
450SE Channel Assembly	SPBLK		97.00
410 Channel Assembly, Not SE	-		53.00
410SE Channel Assembly	-		73.00
450 Old Style End Cap *	US3,US4,SP4	OHPART.10501	10.00
450 Old Style End Cap *	US10,SP10	OHPART.10502	10.00
450 Old Style End Cap *	US10B,SP313	OHPART.10503	10.00
450 Old Style End Cap *	US32	OHPART.10504	21.00
450 Old Style End Cap *	US32D,652,SP28	OHPART.10505	10.00
450 Old Style End Cap *	SPBLK	OHPART.10506	10.00
450 Old Style End Cap & Spring Assy *	US3,US4,SP4	OHPART.10507	15.00
450 Old Style End Cap & Spring Assy *	US10,SP10	OHPART.10508	15.00
450 Old Style End Cap & Spring Assy *	US10B,SP313	OHPART.10509	15.00
450 Old Style End Cap & Spring Assy *	US32	OHPART.10510	26.00
450 Old Style End Cap & Spring Assy *	US32D,652,SP28	OHPART.10511	15.00
450 Old Style End Cap & Spring Assy *	SPBLK	OHPART.10512	15.00
450 Old Style End Cap Key (Pkg of 20) *	-	OHPART.10513	8.00
410 Old Style End Cap *	-	OHPART.10514	8.00
410 Old Style End Cap & Spring Assy *	-	OHPART.10515	11.00
410/450 New Style End Cap *	-	OHPART.10516	8.00
410/450 New Style End Cap Assy *	-	OHPART.10517	11.00
450 Mounting Pkg, 1 3/4" Door	US3,US4,SP4	OHPART.10518	8.00
450 Mounting Pkg, 1 3/4" Door	US10,SP10	OHPART.10519	8.00
450 Mounting Pkg, 1 3/4" Door	US10B,SP313	OHPART.10520	8.00
450 Mounting Pkg, 1 3/4" Door	US32,US32D,652,SP28	OHPART.10521	8.00
450 Mounting Pkg, 1 3/4" Door	SPBLK	OHPART.10522	8.00
450 Security Mounting Pkg, 1 3/4" Door	-	OHPART.10523	18.00
450 Mounting Pkg, Up to 2 1/4" Door	US3,US4,SP4	OHPART.10524	15.00
450 Mounting Pkg, Up to 2 1/4" Door	US10,SP10	OHPART.10525	15.00
450 Mounting Pkg, Up to 2 1/4" Door	US10B,SP313	OHPART.10526	15.00
450 Mounting Pkg, Up to 2 1/4" Door	US32,US32D,652,SP28	OHPART.10527	15.00
450 Mounting Pkg, Up to 2 1/4" Door	SPBLK	OHPART.10528	15.00
450 Mounting Pkg, Up to 1 3/8" Door	US3,US4,SP4	OHPART.10529	31.00
450 Mounting Pkg, Up to 1 3/8" Door	US10,SP10	OHPART.10530	31.00
450 Mounting Pkg, Up to 1 3/8" Door	US10B,SP313	OHPART.10531	31.00
450 Mounting Pkg, Up to 1 3/8" Door	US32,US32D,652,SP28	OHPART.10532	31.00
450 Mounting Pkg, Up to 1 3/8" Door	SPBLK	OHPART.10533	31.00

continued on next page

* Note: Old style units were built before December 2002. End Cap has Mounting Hole in the End Cap.
 New style units were built starting December 2002, the End Cap goes into the channel and the mounting hole goes through both the channel & end cap.

Prices subject to change without notice

Description	Finish	Part No.	List Price Each
410/450 Series (continued)			
410 Old Style Mounting Pkg *	US3,US4,SP4	OHPART.10534	\$12.00
410 Old Style Mounting Pkg *	US10,SP10	OHPART.10535	12.00
410 Old Style Mounting Pkg *	US10B,SP313	OHPART.10536	12.00
410 Old Style Mounting Pkg *	US32,US32D,652,SP28	OHPART.10537	12.00
410 Old Style Mounting Pkg *	SPBLK	OHPART.10538	12.00
410 Old Security Mounting Pkg	-	OHPART.10555	12.00
410 New Style Mounting Pkg *	US3,US4,SP4	OHPART.10539	15.00
410 New Style Mounting Pkg *	US10,SP10	OHPART.10540	15.00
410 New Style Mounting Pkg *	US10B,SP313	OHPART.10541	15.00
410 New Style Mounting Pkg *	US32,US32D,652,SP28	OHPART.10542	15.00
410 New Style Mounting Pkg *	SPBLK	OHPART.10543	15.00
410 New Security Mounting Pkg	-	OHPART.10554	13.00
450 Angle Screw Pkg	US3,US4,SP4	OHPART.10556	8.00
450 Angle Screw Pkg	US10,SP10	OHPART.10557	8.00
450 Angle Screw Pkg	US10B,SP313	OHPART.10558	8.00
450 Angle Screw Pkg	US32,US32D,SP28	OHPART.10559	8.00
450 Angle Screw Pkg	SPBLK	OHPART.10560	8.00
410 Old Security Mounting Pkg, 1 3/4" Door	-	OHPART.10555	13.00
410/450 Hold Open Conversion Kit	-	OHPART.10544	29.00
410/450 Friction Hold Open Conversion Kit	-	OHPART.10545	20.00
450 SE Old Style Conversion Kit *	US3,US4,SP4	OHPART.10546	29.00
450 SE Old Style Conversion Kit *	US10,SP10	OHPART.10547	29.00
450 SE Old Style Conversion Kit *	US10B,SP313	OHPART.10548	29.00
450 SE Old Style Conversion Kit *	US32	OHPART.10549	29.00
450 SE Old Style Conversion Kit *	US32D,652,SP28	OHPART.10550	29.00
450 SE Old Style Conversion Kit *	SPBLK	OHPART.10551	29.00
410 SE Old Style Conversion Kit *	-	OHPART.10552	26.00
410/450 SE New Style Conversion Kit *	-	OHPART.10553	26.00

* Note: Old style units were built before December 2002, End Cap has Mounting Hole in the End Cap.
 New style units were built starting December 2002, the End Cap goes into the channel and the mounting hole goes through both the channel & end cap.

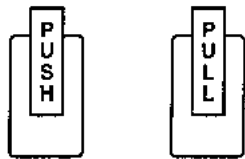
280 Series

Description	Finish	Part No.	List Price Each
280 Arm Assembly	US28	OHPART.10601	\$116.00
280 Arm Assembly	313AN	OHPART.10602	116.00
280 Mounting Package	US28	OHPART.10603	26.00
280 Mounting Package	313AN	OHPART.10604	26.00
280 Security Mounting Package	-	OHPART.10605	17.00

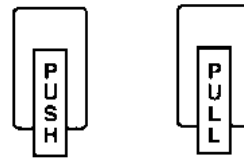
Prices subject to change without notice

How to Order Handle Assembly

Model -	HL6 HL6M - HL6 Mortise Lock Version PL7 - Push Side Thumbturn PL8 - Pull Side Thumbturn	HANDLE	- HL6	- PUSH	- US3
Material -	B - Brass Material for US26D				
Options -	Engraving - Up, Down, Towards, Away EO (Exit Only), EN (Entrance Only)				
Style -	PUSH PULL				
Finish -	US3, US4, US10, US10B, US26, US26D, US32, US32D				



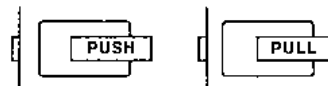
Engraved Up



Engraved Down



Engrave Towards



Engrave Away

Description	Finish	List Price Each
HL6 Push or Pull Handle Assy with No Options	US3	\$118.00
HL6 Push or Pull Handle Assy with No Options	US4	109.00
HL6 Push or Pull Handle Assy with No Options	US10	109.00
HL6 Push or Pull Handle Assy with No Options	US10B	118.00
HL6 Push or Pull Handle Assy with No Options	US26	116.00
HL6 Push or Pull Handle Assy with No Options	US26D	95.00
HL6 Push or Pull Handle Assy with No Options	US26D (Brass)	105.50
HL6 Push or Pull Handle Assy with No Options	US32	112.00
HL6 Push or Pull Handle Assy with No Options	US32D	109.00
HL6EO Push or EN Pull Handle Assy	US3	118.00
HL6EO Push or EN Pull Handle Assy	US4	109.00
HL6EO Push or EN Pull Handle Assy	US10	109.00
HL6EO Push or EN Pull Handle Assy	US10B	118.00
HL6EO Push or EN Pull Handle Assy	US26	116.00
HL6EO Push or EN Pull Handle Assy	US26D	95.00
HL6EO Push or EN Pull Handle Assy	US26D(Brass)	105.50
HL6EO Push or EN Pull Handle Assy	US32	112.00
HL6EO Push or EN Pull Handle Assy	US32D	109.00

continued on next page

Prices subject to change without notice

Description	Finish	Part No.	List Price Each
HL6 Engraved Push or Pull Handle Assy	US3		\$129.50
HL6 Engraved Push or Pull Handle Assy	US4		120.50
HL6 Engraved Push or Pull Handle Assy	US10		120.50
HL6 Engraved Push or Pull Handle Assy	US10B		129.50
HL6 Engraved Push or Pull Handle Assy	US26		127.50
HL6 Engraved Push or Pull Handle Assy	US26D		106.50
HL6 Engraved Push or Pull Handle Assy	US26D(Brass)		117.00
HL6 Engraved Push or Pull Handle Assy	US32		123.50
HL6 Engraved Push or Pull Handle Assy	US32D		120.50
HL6M Push or Pull Handle Assy	US3		118.00
HL6M Push or Pull Handle Assy	US4		109.00
HL6M Push or Pull Handle Assy	US10		109.00
HL6M Push or Pull Handle Assy	US10B		118.00
HL6M Push or Pull Handle Assy	US26		116.00
HL6M Push or Pull Handle Assy	US26D		95.00
HL6M Push or Pull Handle Assy	US26D(Brass)		105.50
HL6M Push or Pull Handle Assy	US32		112.00
HL6M Push or Pull Handle Assy	US32D		109.00
HL6M Engraved Push or Pull Handle Assy	US3		129.50
HL6M Engraved Push or Pull Handle Assy	US4		120.50
HL6M Engraved Push or Pull Handle Assy	US10		120.50
HL6M Engraved Push or Pull Handle Assy	US10B		129.50
HL6M Engraved Push or Pull Handle Assy	US26		127.50
HL6M Engraved Push or Pull Handle Assy	US26D		106.50
HL6M Engraved Push or Pull Handle Assy	US26D(Brass)		117.00
HL6M Engraved Push or Pull Handle Assy	US32		123.50
HL6M Engraved Push or Pull Handle Assy	US32D		120.50
PL7/PL8 Push or Pull Handle Assy	US3		148.00
PL7/PL8 Push or Pull Handle Assy	US4		142.00
PL7/PL8 Push or Pull Handle Assy	US10		142.00
PL7/PL8 Push or Pull Handle Assy	US10B		148.00
PL7/PL8 Push or Pull Handle Assy	US26		145.00
PL7/PL8 Push or Pull Handle Assy	US26D		123.00
PL7/PL8 Push or Pull Handle Assy	US26D(Brass)		133.50
PL7/PL8 Push or Pull Handle Assy	US32		148.00
PL7/PL8 Push or Pull Handle Assy	US32D		142.00
PL7/PL8 Engraved Push or Pull Handle Assy	US3		159.50
PL7/PL8 Engraved Push or Pull Handle Assy	US4		153.50
PL7/PL8 Engraved Push or Pull Handle Assy	US10		153.50
PL7/PL8 Engraved Push or Pull Handle Assy	US10B		159.50
PL7/PL8 Engraved Push or Pull Handle Assy	US26		156.50
PL7/PL8 Engraved Push or Pull Handle Assy	US26D		134.50
PL7/PL8 Engraved Push or Pull Handle Assy	US26D(Brass)		145.00
PL7/PL8 Engraved Push or Pull Handle Assy	US32		159.50
PL7/PL8 Engraved Push or Pull Handle Assy	US32D		153.50
HL6/HL6M Cover Pkg	US3	HLPART.10001	68.00
HL6/HL6M Cover Pkg	US4	HLPART.10002	61.00
HL6/HL6M Cover Pkg	US10	HLPART.10003	61.00
HL6/HL6M Cover Pkg	US10B	HLPART.10004	68.00
HL6/HL6M Cover Pkg	US26	HLPART.10005	68.00
HL6/HL6M Cover Pkg	US26D	HLPART.10006	54.00

continued on next page

Prices subject to change without notice

Description	Finish	Part No.	List Price Each
HL6/HL6M Cover Pkg	US26D(Brass)	HLPART.10007	\$61.50
HL6/HL6M Cover Pkg	US32	HLPART.10008	64.00
HL6/HL6M Cover Pkg	US32D	HLPART.10009	61.00
PL7/PL8 Coin Release Cover Pkg	US3	HLPART.10010	95.00
PL7/PL8 Coin Release Cover Pkg	US4	HLPART.10011	87.00
PL7/PL8 Coin Release Cover Pkg	US10	HLPART.10012	87.00
PL7/PL8 Coin Release Cover Pkg	US10B	HLPART.10013	95.00
PL7/PL8 Coin Release Cover Pkg	US26	HLPART.10014	95.00
PL7/PL8 Coin Release Cover Pkg	US26D	HLPART.10015	80.00
PL7/PL8 Coin Release Cover Pkg	US26D(Brass)	HLPART.10016	87.50
PL7/PL8 Coin Release Cover Pkg	US32	HLPART.10017	91.00
PL7/PL8 Coin Release Cover Pkg	US32D	HLPART.10018	91.00
PL7/PL8 Thumbturn Cover Pkg	US3	HLPART.10019	154.00
PL7/PL8 Thumbturn Cover Pkg	US4	HLPART.10020	149.00
PL7/PL8 Thumbturn Cover Pkg	US10	HLPART.10021	149.00
PL7/PL8 Thumbturn Cover Pkg	US10B	HLPART.10022	154.00
PL7/PL8 Thumbturn Cover Pkg	US26	HLPART.10023	154.00
PL7/PL8 Thumbturn Cover Pkg	US26D	HLPART.10024	142.00
PL7/PL8 Thumbturn Cover Pkg	US26D(Brass)	HLPART.10025	149.50
PL7/PL8 Thumbturn Cover Pkg	US32	HLPART.10026	152.00
PL7/PL8 Thumbturn Cover Pkg	US32D	HLPART.10027	149.00
PL7/PL8 Coin Release Pkg	US3	HLPART.10028	24.00
PL7/PL8 Coin Release Pkg	US4	HLPART.10029	24.00
PL7/PL8 Coin Release Pkg	US10	HLPART.10030	24.00
PL7/PL8 Coin Release Pkg	US10B	HLPART.10031	24.00
PL7/PL8 Coin Release Pkg	US26,US32	HLPART.10032	24.00
PL7/PL8 Coin Release Pkg	US26D,US32D	HLPART.10033	24.00
PL7/PL8 Thumbturn Pkg	US3	HLPART.10034	82.00
PL7/PL8 Thumbturn Pkg	US4	HLPART.10035	82.00
PL7/PL8 Thumbturn Pkg	US10	HLPART.10036	82.00
PL7/PL8 Thumbturn Pkg	US10B	HLPART.10037	82.00
PL7/PL8 Thumbturn Pkg	US26,US32	HLPART.10038	82.00
PL7/PL8 Thumbturn Pkg	US26D,US32D	HLPART.10039	82.00
HL6/PL7/PL8 Standard Strike Pkg	US3	HLPART.10040	23.00
HL6/PL7/PL8 Standard Strike Pkg	US4	HLPART.10041	23.00
HL6/PL7/PL8 Standard Strike Pkg	US10	HLPART.10042	23.00
HL6/PL7/PL8 Standard Strike Pkg	US10B	HLPART.10043	23.00
HL6/PL7/PL8 Standard Strike Pkg	US26,US26D,US32,US32D	HLPART.10044	23.00
HL6/PL7/PL8 ASA Strike Pkg	US3	HLPART.10045	23.00
HL6/PL7/PL8 ASA Strike Pkg	US4	HLPART.10046	23.00
HL6/PL7/PL8 ASA Strike Pkg	US10	HLPART.10047	23.00
HL6/PL7/PL8 ASA Strike Pkg	US10B	HLPART.10048	23.00
HL6/PL7/PL8 ASA Strike Pkg	US26,US26D,US32,US32D	HLPART.10049	23.00
HL6M ASA Strike Pkg	US3	HLPART.10050	15.00
HL6M ASA Strike Pkg	US4	HLPART.10051	15.00
HL6M ASA Strike Pkg	US10	HLPART.10052	15.00
HL6M ASA Strike Pkg	US10B	HLPART.10053	15.00
HL6M ASA Strike Pkg	US26,US26D,US32,US32D	HLPART.10054	15.00
HL6/PL7/PL8 RL Strike Pkg	US3	HLPART.10055	15.00
HL6/PL7/PL8 RL Strike Pkg	US4	HLPART.10056	15.00
HL6/PL7/PL8 RL Strike Pkg	US10	HLPART.10057	15.00
HL6/PL7/PL8 RL Strike Pkg	US10B	HLPART.10058	15.00
HL6/PL7/PL8 RL Strike Pkg	US26,US26D,US32,US32D	HLPART.10059	15.00

continued on next page

Prices subject to change without notice

Description	Finish	Part No.	List Price Each
HL6/PL7/PL8 2 3/4" Latchbolt Pkg	US3	HLPART.10060	\$41.00
HL6/PL7/PL8 2 3/4" Latchbolt Pkg	US4	HLPART.10061	41.00
HL6/PL7/PL8 2 3/4" Latchbolt Pkg	US10	HLPART.10062	41.00
HL6/PL7/PL8 2 3/4" Latchbolt Pkg	US10B	HLPART.10063	41.00
HL6/PL7/PL8 2 3/4" Latchbolt Pkg	US26,US32	HLPART.10064	41.00
HL6/PL7/PL8 2 3/4" Latchbolt Pkg	US26D,US32D	HLPART.10065	41.00
HL6/PL7/PL8 3 3/4" Latchbolt Pkg	US3	HLPART.10066	43.00
HL6/PL7/PL8 3 3/4" Latchbolt Pkg	US4	HLPART.10067	43.00
HL6/PL7/PL8 3 3/4" Latchbolt Pkg	US10	HLPART.10068	43.00
HL6/PL7/PL8 3 3/4" Latchbolt Pkg	US10B	HLPART.10069	43.00
HL6/PL7/PL8 3 3/4" Latchbolt Pkg	US26,US32	HLPART.10070	43.00
HL6/PL7/PL8 3 3/4" Latchbolt Pkg	US26D,US32D	HLPART.10071	43.00
HL6/PL7/PL8 5" Latchbolt Pkg	US3	HLPART.10072	44.00
HL6/PL7/PL8 5" Latchbolt Pkg	US4	HLPART.10073	44.00
HL6/PL7/PL8 5" Latchbolt Pkg	US10	HLPART.10074	44.00
HL6/PL7/PL8 5" Latchbolt Pkg	US10B	HLPART.10075	44.00
HL6/PL7/PL8 5" Latchbolt Pkg	US26,US32	HLPART.10076	44.00
HL6/PL7/PL8 5" Latchbolt Pkg	US26D,US32D	HLPART.10077	44.00
HL6/PL7/PL8 7" Latchbolt Pkg	US3	HLPART.10078	86.00
HL6/PL7/PL8 7" Latchbolt Pkg	US4	HLPART.10079	86.00
HL6/PL7/PL8 7" Latchbolt Pkg	US10	HLPART.10080	86.00
HL6/PL7/PL8 7" Latchbolt Pkg	US10B	HLPART.10081	86.00
HL6/PL7/PL8 7" Latchbolt Pkg	US26,US32	HLPART.10082	86.00
HL6/PL7/PL8 7" Latchbolt Pkg	US26D,US32D	HLPART.10083	86.00
HL6/PL7/PL8RL Faceplate Adapter Pkg	US3	HLPART.10084	24.00
HL6/PL7/PL8RL Faceplate Adapter Pkg	US4	HLPART.10085	24.00
HL6/PL7/PL8RL Faceplate Adapter Pkg	US10	HLPART.10086	24.00
HL6/PL7/PL8RL Faceplate Adapter Pkg	US10B	HLPART.10087	24.00
HL6/PL7/PL8RL Faceplate Adapter Pkg	US26,US32	HLPART.10088	24.00
HL6/PL7/PL8RL Faceplate Adapter Pkg	US26D,US32D	HLPART.10089	24.00
HL6/PL7/PL8RL Conversion Kit	US3	HLPART.10090	37.00
HL6/PL7/PL8RL Conversion Kit	US4	HLPART.10091	37.00
HL6/PL7/PL8RL Conversion Kit	US10	HLPART.10092	37.00
HL6/PL7/PL8RL Conversion Kit	US10B	HLPART.10093	37.00
HL6/PL7/PL8RL Conversion Kit	US26,US32	HLPART.10094	37.00
HL6/PL7/PL8RL Conversion Kit	US26D,US32D	HLPART.10095	37.00
HL6M Armor Front - 9010,9040	US3	HLPART.10096	23.00
HL6M Armor Front - 9010,9040	US4	HLPART.10097	23.00
HL6M Armor Front - 9010,9040	US10	HLPART.10098	23.00
HL6M Armor Front - 9010,9040	US10B	HLPART.10099	23.00
HL6M Armor Front - 9010,9040	US26,US32	HLPART.10100	23.00
HL6M Armor Front - 9010,9040	US26D,US32D	HLPART.10101	23.00
HL6M Armor Front - 9050/60/70/80/82	US3	HLPART.10102	23.00
HL6M Armor Front - 9050/60/70/80/82	US4	HLPART.10103	23.00
HL6M Armor Front - 9050/60/70/80/82	US10	HLPART.10104	23.00
HL6M Armor Front - 9050/60/70/80/82	US10B	HLPART.10105	23.00
HL6M Armor Front - 9050/60/70/80/82	US26,US32	HLPART.10106	23.00
HL6M Armor Front - 9050/60/70/80/82	US26D,US32D	HLPART.10107	23.00

continued on next page

Prices subject to change without notice

Description	Finish	Part No.	List Price Each
HL6M Armor Front - 9456/57/65/66/73	US3	HLPART.10108	\$23.00
HL6M Armor Front - 9456/57/65/66/73	US4	HLPART.10109	23.00
HL6M Armor Front - 9456/57/65/66/73	US10	HLPART.10110	23.00
HL6M Armor Front - 9456/57/65/66/73	US10B	HLPART.10111	23.00
HL6M Armor Front - 9456/57/65/66/73	US26,US32	HLPART.10112	23.00
HL6M Armor Front - 9456/57/65/66/73	US26D,US32D	HLPART.10113	23.00
HL6M Armor Front - 9453/85/86	US3	HLPART.10114	23.00
HL6M Armor Front - 9453/85/86	US4	HLPART.10115	23.00
HL6M Armor Front - 9453/85/86	US10	HLPART.10116	23.00
HL6M Armor Front - 9453/85/86	US10B	HLPART.10117	23.00
HL6M Armor Front - 9453/85/86	US26,US32	HLPART.10118	23.00
HL6M Armor Front - 9453/85/86	US26D,US32D	HLPART.10119	23.00
HL6M Emergency Button - 9040	US3	HLPART.10120	10.00
HL6M Emergency Button - 9040	US4	HLPART.10121	10.00
HL6M Emergency Button - 9040	US10	HLPART.10122	10.00
HL6M Emergency Button - 9040	US10B	HLPART.10123	10.00
HL6M Emergency Button - 9040	US26,US32	HLPART.10124	10.00
HL6M Emergency Button - 9040	US26D,US32D	HLPART.10125	10.00
HL6M Thumbturn - 9040/50/9453/56/73/85/86	US3	HLPART.10126	43.00
HL6M Thumbturn - 9040/50/9453/56/73/85/86	US4	HLPART.10127	43.00
HL6M Thumbturn - 9040/50/9453/56/73/85/86	US10	HLPART.10128	43.00
HL6M Thumbturn - 9040/50/9453/56/73/85/86	US10B	HLPART.10129	43.00
HL6M Thumbturn - 9040/50/9453/56/73/85/86	US26,US32	HLPART.10130	43.00
HL6M Thumbturn - 9040/50/9453/56/73/85/86	US26D,US32D	HLPART.10131	43.00
HL6EO/EN Backplate Assembly	US3	HLPART.10132	128.00
HL6EO/EN Backplate Assembly	US4	HLPART.10133	117.00
HL6EO/EN Backplate Assembly	US10	HLPART.10134	117.00
HL6EO/EN Backplate Assembly	US10B	HLPART.10135	128.00
HL6EO/EN Backplate Assembly	US26,US32	HLPART.10136	124.00
HL6EO/EN Backplate Assembly	US26D,US32D	HLPART.10137	107.00
HL6M Lock Body - 9010	-	HLPART.10138	169.00
HL6M Lock Body - 9040	-	HLPART.10139	198.00
HL6M Lock Body - 9050/60/70	-	HLPART.10140	221.00
HL6M Lock Body - 9080	-	HLPART.10141	221.00
HL6M Lock Body - 9080EL	-	HLPART.10142	709.00
HL6M Lock Body - 9080EU	-	HLPART.10143	709.00
HL6M Lock Body - 9080EL/RX	-	HLPART.10144	919.00
HL6M Lock Body - 9080EU/RX	-	HLPART.10145	919.00
HL6M Lock Body - 9082	-	HLPART.10146	221.00
HL6M Lock Body - 9082EL	-	HLPART.10147	709.00
HL6M Lock Body - 9082EU	-	HLPART.10148	709.00
HL6M Lock Body - 9453	-	HLPART.10149	243.00
HL6M Lock Body - 9456	-	HLPART.10150	243.00
HL6M Lock Body - 9465/66/73	-	HLPART.10151	243.00
HL6M Lock Body - 9485/86	-	HLPART.10152	301.00
HL6/PL7/PL8 Lead Lining - 2 3/4"	-	HLPART.10153	79.00
HL6/PL7/PL8 Lead Lining - 3 3/4"	-	HLPART.10154	79.00
HL6/PL7/PL8 Lead Lining - 5"	-	HLPART.10155	79.00
HL6/PL7/PL8 Lead Lining - 7"	-	HLPART.10156	79.00
HL6M Lead Lining	-	HLPART.10157	226.00

continued on next page

Prices subject to change without notice

Description	Finish	Part No.	List Price Each
HL6/HL6M/PL7/PL8 Spring & Rivet Pkg	-	HLPART.10158	\$11.00
HL6 Old Style Spring(1 Coil) & Rivet Pkg	-	HLPART.10159	11.00
HL6/HL6M/PL7/PL8 Rivet Pkg	-	HLPART.10160	10.00
HL6M Mounting Plate	-	HLPART.10161	10.00
HL6/PL7/PL8 Mounting Pkg	US3,US4	HLPART.10162	17.00
HL6/PL7/PL8 Mounting Pkg	US10	HLPART.10163	17.00
HL6/PL7/PL8 Mounting Pkg	US10B	HLPART.10164	17.00
HL6/PL7/PL8 Mounting Pkg	US26,US26D,US32,US32D	HLPART.10165	17.00
HL6EO/EN Mounting Pkg	US3,US4	HLPART.10166	17.00
HL6EO/EN Mounting Pkg	US10	HLPART.10167	17.00
HL6EO/EN Mounting Pkg	US10B	HLPART.10168	17.00
HL6EO/EN Mounting Pkg	US26,US26D,US32,US32D	HLPART.10169	17.00
HL6M Mounting Pkg	US3,US4	HLPART.10170	17.00
HL6M Mounting Pkg	US10	HLPART.10171	17.00
HL6M Mounting Pkg	US10B	HLPART.10172	17.00
HL6M Mounting Pkg	US26,US26D,US32,US32D	HLPART.10173	17.00
HL6/PL7/PL8 Security Mounting Pkg	-	HLPART.10174	23.00
HL6EO/EN Security Mounting Pkg	-	HLPART.10175	23.00
HL6M Security Mounting Pkg	-	HLPART.10176	23.00
HL6/HL6M,/PL7/PL8 Cover Screws(Pkg of 25)	US3,US4	HLPART.10177	22.00
HL6/HL6M,/PL7/PL8 Cover Screws(Pkg of 25)	US10	HLPART.10178	22.00
HL6/HL6M,/PL7/PL8 Cover Screws(Pkg of 25)	US10B	HLPART.10179	22.00
HL6/HL6M,/PL7/PL8 Cover Screws(Pkg of 25)	US26,US26D,US32,US32D	HLPART.10180	22.00
HL6M Mounting Nut (Pkg of 25)	-	HLPART.10182	8.00
HL6M Armor Front Screws(Pkg of 10)	US3,US4	HLPART.10183	10.00
HL6M Armor Front Screws (Pkg of 10)	US10	HLPART.10184	10.00
HL6M Armor Front Screws(Pkg of 10)	US10B	HLPART.10185	10.00
HL6M Armor Front Screws (Pkg of 10)	US26,US26D,US32,US32D	HLPART.10186	10.00

Prices subject to change without notice

GLYNN-JOHNSON WARRANTY

Glynn-Johnson (the "Company") warrants only to Customer that the products will be free from defects in material and workmanship for a period of 12 months from the date of shipment of the products. The Customer shall be obligated to promptly report any failure to conform to this warranty in writing to the Company within the warranty period provided above. Company's sole obligation under this warranty is limited to repairing or replacing, at its option, the defective products.

NO OTHER WARRANTIES, EXPRESS OR IMPLIED, ARE MADE WITH RESPECT TO THE PRODUCTS INCLUDING, BUT NOT LIMITED TO, ANY IMPLIED WARRANTY OF MERCHANTABILITY OR FITNESS FOR A PARTICULAR PURPOSE.

The provisions of this limited warranty do not apply to products: (i) used for the purposes for which they are not designed or intended; (ii) which have been repaired or altered without Company's prior written consent; (iii) which have been subjected to misuse, abuse, negligence, or accident; (iv) which have been improperly stored, installed, maintained, or operated; (v) which have been used in violation of written instructions provided by Company to Customer; (vi) which have been subjected to improper temperature, humidity, or other environmental conditions; (vii) which have been affected by normal wear and tear; or (viii) which, based on Company's examination, do not disclose to Company's satisfaction nonconformance to the warranty.

The following costs and expenses are not covered by the provisions of this limited warranty: (i) labor costs for the removal and reinstallation of products; (ii) shipping and freight expenses required to return products to Company; (iii) normal maintenance; and (iv) economic losses. In addition, the provisions of this warranty are not applicable to anything other than defects in Company's material (products only) or workmanship.

CONSUMER PRODUCTS. With respect to "consumer products" as defined under the Magnuson-Moss Warranty Act ("MMWA"), the following statements are made. (a) Some states do not allow limitations on how long an implied warranty lasts, so the above limitation may not apply to you. **IF ANY IMPLIED WARRANTY IS PROVIDED UNDER THE MMWA, IT IS LIMITED TO THE DURATION OF THE WARRANTY PROVIDED ABOVE.** (b) Some states do not allow the exclusion or limitation of incidental or consequential damages, so the above limitation or exclusion may not apply to you. (c) This warranty gives you specific legal rights and you may also have other rights which vary from state to state.

**INGERSOLL-RAND COMPANY, SECURITY TECHNOLOGIES SECTOR,
GENERAL TERMS AND CONDITIONS OF SALE AND SERVICE**

1. GENERAL. (a) This Agreement contains the terms and conditions by which Company will quote and sell its Products and Services to Customer. (b) The terms "purchase order" or "order" for the purposes of this Agreement include the term "request for quotation," as appropriate. (c) This Agreement supersedes all *pre-printed* and boilerplate terms and conditions set forth in any purchase order issued by Customer. (d) No reference herein to Customer's purchase order will in any way *incorporate different or additional terms and conditions* which are hereby objected to. (e) ANY ACCEPTANCE BY COMPANY OF CUSTOMER'S PURCHASE ORDER IS EXPRESSLY CONDITIONED ON THE CUSTOMER'S ASSENT TO AND ACCEPTANCE OF THE TERMS AND CONDITIONS CONTAINED IN THIS AGREEMENT. (f) In the event of a *conflict* between this Agreement and a purchase order issued by Customer, the terms of this Agreement will prevail. In the event of a *conflict* between this Agreement and any specific Product or Service terms and conditions, the specific Product or Service terms and conditions will prevail.

2. SCOPE OF PRODUCTS AND SERVICES AND ORDERS.

(a) **Scope of Products and Services.** The scope of the Products and Services (including, but not limited to location) are (i) attached to this Agreement, (ii) separately furnished by Company to Customer, or (iii) subject to Section 1 herein, contained in an order submitted by Customer. Non-standard finishes and special items may be available. Contact Company for such availability. All Products that come in "kits" cannot be sold as individual pieces. See the specific product terms and conditions for exceptions. (b) **Orders.** All orders submitted by Customer must be in written form acceptable to Company. A minimum net Product or Service order value, excluding freight charges, may be required for each order. Such minimum net Product or Service order value will be (i) attached to this Agreement; (ii) separately identified in the specific Product Price Book; or (iii) separately furnished by Company to Customer. In the event the order value does not meet any required minimum net Product or Service value, Company will, at its sole discretion, either (i) increase the quantity of items in the order to meet the minimum net Product or Service value provided herein; (ii) apply a minimum order charge; or (iii) reject the order. (c) **Receipt of an Order.** Company will acknowledge receipt of each order issued in accordance with this Agreement and will notify Customer whether such order has been accepted or rejected, in whole or in part, by Company. If Company fails to acknowledge receipt of an order, within a reasonable time period, such failure to acknowledge receipt will be deemed a rejection of the entire order. (d) **Changes to Orders.** Any changes to orders must be acknowledged by Company in writing. Company reserves the right to deny any changes to orders, which have been previously acknowledged by Company. The time period for making any changes to orders for Products will be (i) attached to this Agreement; (ii) separately identified in the specific Product Price Book; or (iii) separately furnished by Company to Customer. All changes to orders are subject to a change order charge of 25% of the net Product or Service value or \$25.00, whichever is greater, plus the cost of fabrication or raw material that will need to be purchased for the change order. Unless otherwise specified by Company in writing, any changes to orders acknowledged by Company that affect the delivery date will be deemed a new order and will require acknowledgement by Company as provided in this Section 2. (e) **Cancellation of Orders.** All cancelled orders are subject to Company's written acknowledgement to be valid. The time period for order cancellations will be (i) attached to this Agreement; (ii) separately identified in the specific Product Price Book; or (iii) separately furnished by Company to Customer. All cancelled orders acknowledged by Company are subject to a cancellation charge of 25% of the net Product or Service value or \$25.00, whichever is greater, plus the cost of any fabrication or raw materials that have purchased for the order.

3. PRICES AND PAYMENT. (a) **Prices.** The prices specified by Company are subject to change, without notice, to Company's prices in effect at the time of each shipment of Products or performance of Services. Additional charges may be applied for product modification or engineering services. Oral prices specified by Company are null and void. (b) **Invoices.** Company will submit invoices to Customer stating amounts due. (c) **Payment Terms.** Payment terms are 2% cash discount 20 days, net 35 days from date of invoice. Payment will be made in United States dollars. (d) **Credit Terms.** All orders are subject to Company's credit limit and terms of credit required by Company or contained in Company's credit application, which is subject to change by Company at any time either before or after delivery of any part of the order. Company reserves the right to request payment in advance of shipment or any order or to request adequate assurances for Customer's payment of an order and may withhold or stop shipment, without any liability to Company, until Customer submits payment or assurance of payment, as required by Company. (e) **Default.** If Customer is in default in payment or otherwise with respect to any order for Products or Services or any other contract with Company, Company shall have the right, in addition to all other legal remedies and without prejudice to any of its right hereunder, to defer further shipments until such default is corrected and to declare all outstanding bills of Customer to be immediately due and payable. (f) **Taxes.** Any taxes, charges, or duties imposed by any governmental authority on the sale of Products or Services will be paid by Customer, in addition to the selling price specified by Company. (g) **Late Payment Charge.** A late payment charge of 1.5% per month equivalent to 18% per annum will be charged on past due balances owed Company. Provided however, that in the event that applicable governmental law sets a maximum rate for late payment fees which is less than 18% per annum, then the late payment charge assessed will be set at the maximum rate permitted by law.

4. INSPECTION, DELIVERY, SHIPPING, FREIGHT CHARGES, CLAIMS, AND PACKING. (a) **Inspection.** Inspection of Products and Services will be done by Customer immediately after receipt of Products or completion of Services. Inspection of Products or Services by Customer at Company's facility is not permitted. (b) **Delivery.** Product delivery schedules are based upon current production capacities, material or

component availability, and inventory, and may be changed by Company as conditions require. Service delivery schedules are based upon prompt receipt of, and prompt access to, Customer's equipment and all information necessary to complete the Services. In no event will Product or Service delivery dates be construed as falling within the meaning of "time is of the essence." Partial delivery shall be accepted by Customer and paid for at the price and on the terms stated herein. Any partial delivery of Products or Services, shall constitute a separate sale and payment shall be separately made when due. If any part of the Products or Services are not delivered by Company in accordance with Customer's order, this Agreement shall not be affected thereby.

(c) **Shipping.** Unless otherwise specified by Company, (i) where the Customer is located in the United States, all Products will be sold "Uniform Commercial Code, F.O.B. Origin, Company's factory"; and (ii) where the Customer is located outside of the United States, all Products will be sold "Incoterms 2000, Ex-works, Company's factory." In either instance, title and risk of loss will pass to Customer upon delivery to the carrier at Company's factory. **Provided however,** a security interest will remain in the Products, regardless of mode of attachment to realty or other property, until full payment has been made therefore, and Customer agrees, upon request, to do all things and acts necessary to protect Company's interest by adequately insuring the Products against loss from damage from any cause and to have Company named as an additional insured. Copies of all Certificates of Insurance will be provided to Company upon request. Customer will also assist Company in providing all necessary documents or signatures required to file any documents to perfect Company's interest in such Products. (d) **Freight Charges.** All freight charges will be (i) attached to this Agreement; (ii) separately identified in the specific Product Price Book; or (iii) separately furnished by Company to Customer. (e) **Claims.** All claims for loss or damage to Products while in the care, custody, and/or control of a carrier will be the responsibility of Customer, who will submit any claims. (f) **Packing.** Company will pack, mark, and ship the Products according to its standard procedures for shipment, unless the parties agree, in writing, that Company will comply with any special instructions provided by Customer. Compliance with special instructions may result in an increased price.

5. CLAIMS. (a) All claims must be submitted in writing to Company as follows: (i) All claims for prices must be submitted within thirty (30) days from the date of invoice. (ii) All claims for Product quantity or incorrect orders must be submitted within ten (10) days from the date of delivery. (iii) All claims for damage to Products (while in the care, custody, and control of Company) must be submitted within thirty (30) days from the date of invoice.

6. PRODUCT CHANGES. Company reserves the right to change without notice the design of, or the process of manufacturing, the Products covered by this Agreement; provided that the foregoing will not be construed as relieving Company from its obligation to deliver Products which conform to the specifications which Company may have furnished to Customer.

7. PRODUCT RETURNS. Products may not be returned unless Customer receives written authorization from Company. If returns are authorized by Company, a return merchandise authorization ("RMA") number must be provided by Company. Products identified under such RMA must be returned to Company within 90 days of issuance of the RMA. Such RMA number and any accompanying RMA documents, the original invoice number, and a written explanation for the return must be included with the returned Products in order for Company to inspect and approve a credit for the return. Such credit will only be issued if, after Company's receipt and inspection of Products, Company approves the return. Only those Products which have been in Customer's inventory no more than 180 days from the date of shipment by Company and which are current, standard, non-obsolete, non-specially manufactured, unused, in their original condition as at the time of sale by Company to Customer, and are in their original packaging may be considered by Company for return. In the event Company approves a return, a credit will be made to Customer's account less freight, and a handling and reprocessing charge of 35% of the net material value on the original invoice. Products requiring reconditioning to return the Products to a saleable condition may be credited to Customer's account less freight and a handling and reprocessing charge of 50% of the net material value and less 2% for the cash discount allowance on the original invoice.

8. TECHNICAL INFORMATION AND ADVICE. (a) All designs, data, and specifications provided by Company are proprietary and will not be disclosed or reused by Customer without the prior written consent of Company. (b) Company assumes no obligation or liability for any advice given by Company, the results obtained, or damages incurred, and all such advice is given and accepted at Customer's risk.

9. LIMITED WARRANTY.

(a) Company's Standard Limited Warranty(ies) relating to *Products or Services* are applicable to this Agreement. The limited warranty(ies) are (i) attached to this Agreement; (ii) separately identified in the specific Product Price Book; or (iii) separately furnished by Company to Customer.

(b)(i) In the event that certain Product warranties are not attached to this Agreement or separately furnished, Company warrants only to Customer that Products will be free from defects in material and workmanship for a period of 12 months from the date of shipment of the Products. Company's sole obligation under this warranty is limited to repairing or replacing, at its option, the defective Products. (ii) The provisions of this limited Product warranty do not apply to Products: (A) used for the purposes for which they are not designed or intended; (B) which have been repaired or altered without Company's prior written consent; (C) which have been subjected to misuse, abuse, negligence, or accident; (D) which have been improperly stored, installed, maintained, or operated; (E) which have been used in violation of written instructions provided by Company to Customer; (F) which have subjected to improper temperature, humidity, or other environmental conditions; (G) which have been affected by normal wear and tear;

or (H) which, based on Company's examination, do not disclose to Company's satisfaction nonconformance to the warranty.

(c)(i) In the event that certain Service warranties are not attached to this Agreement or separately furnished, Company warrants only to Customer that the Services will be free from defects in material and workmanship for a period of 6 months from the date of completion of the particular items of Service. Company's sole obligation under this warranty is limited to repairing or reperformance, at its option, of the Service; provided however, if repair or reperformance is either impractical or impossible, the Company will refund to Customer that portion of the price paid to the Company for the defective item of Service. This warranty only applies if the company is given written notice of the defect or nonconformance by the Customer within 30 days of discovery. (ii) The provisions of this limited Service warranty does not apply to any defects or issues with the design or performance of equipment or products not manufactured by Company, nor does it apply to any code compliance or permit requirements for the assembly, installation, erection, or construction of any goods.

(d) NO OTHER WARRANTIES, EXPRESS OR IMPLIED, ARE MADE WITH RESPECT TO THE PRODUCTS OR SERVICES INCLUDING, BUT NOT LIMITED TO, ANY IMPLIED WARRANTY OF MERCHANTABILITY OR FITNESS FOR A PARTICULAR PURPOSE.

(e) The following costs and expenses are not covered by the provisions of these limited warranties: (i) labor costs for the removal and reinstallation of Products or other manufacturer's products; (ii) shipping and freight expenses required to return Products to Company; (iii) normal maintenance; and (iv) economic losses. In addition, the provisions of this warranty are not applicable to anything other than defects in Company's material (products only) or workmanship.

10. CUSTOMER'S REMEDIES, THE CUSTOMER'S EXCLUSIVE AND SOLE REMEDY ON ACCOUNT OF, OR IN RESPECT OF, THE FURNISHING OF PRODUCTS OR SERVICES THAT DO NOT CONFORM TO THIS AGREEMENT WILL BE TO (A) SECURE REPAIR OR REPLACEMENT OF THE PRODUCTS; OR (B) SECURE REPAIR OR REPERFORMANCE OF THE SERVICES OR TO OBTAIN A REFUND OF THE PRICE PAID FOR THE DEFECTIVE SERVICE, ALL AT COMPANY'S OPTION. IN NO EVENT WILL THE COMPANY'S MAXIMUM LIABILITY EXCEED THE SELLING PRICE FOR THE PRODUCTS OR ITEM OF SERVICE.

11. LIMITATION OF LIABILITY. IN NO EVENT WILL COMPANY BE LIABLE FOR INCIDENTAL, CONSEQUENTIAL, INDIRECT, SPECIAL, OR PUNITIVE DAMAGES INCLUDING, BUT NOT LIMITED TO, LOSS OF USE OF THE PRODUCTS, SERVICE INTERRUPTION, LOSS OF PROFITS, LOSS OF REVENUE, INTEREST, LOST GOODWILL, WORK STOPPAGE, IMPAIRMENT OF OTHER GOODS, LOSS BY REASON OF SHUTDOWN OR NON-OPERATION, INCREASED EXPENSES OF OPERATION, OR CLAIMS OF CUSTOMER'S CUSTOMERS, WHETHER BASED ON CONTRACT, WARRANTY, TORT (INCLUDING, BUT NOT LIMITED TO, STRICT LIABILITY OR NEGLIGENCE), PATENT INFRINGEMENT, OR OTHERWISE, EVEN IF ADVISED OF THE POSSIBILITY OF SUCH DAMAGES.

12. STATUTE OF LIMITATIONS. NO ACTION ARISING OUT OF ANY CLAIMED BREACH OF THIS AGREEMENT BY COMPANY MAY BE BROUGHT BY CUSTOMER MORE THAN ONE (1) YEAR AFTER THE CAUSE OF ACTION HAS ARISEN.

13. CONSUMER PRODUCTS. With respect to "consumer products" as defined under the Magnuson-Moss Warranty Act ("MMWA"), the following statements are made. (a) Some states do not allow limitations on how long an implied warranty lasts, so the above limitation may not apply to you. **IF ANY IMPLIED WARRANTY IS PROVIDED UNDER THE MMWA, IT IS LIMITED TO THE DURATION OF THE WARRANTY PROVIDED IN SECTION 9 ABOVE.** (b) Some states do not allow the exclusion or limitation of incidental or consequential damages, so the above limitation or exclusion may not apply to you. (c) This warranty gives you specific legal rights and you may also have other rights which vary from state to state.

14. FORCE MAJEURE. Any delay or failure of Company to perform its obligations hereunder will be excused to the extent that it is caused by an event or occurrence beyond its control such as, by way of example and not by way of limitation, acts of God, actions by any governmental authority (whether valid or invalid), governmental laws and regulations not presently in effect, fires, floods, windstorms, explosions, riots, natural disasters, wars, sabotage, accidents, labor problems (including, but not limited to, lockouts, strikes, and slowdowns) at Company's facility, its source plant or their suppliers, inability to obtain power, material, labor equipment, or transportation, or court injunction or order. The delivery date will be extended for a time equal to that of the delay and the schedule for Company's performance will be deemed adjusted in the individual order(s) to that effect.

15. ENTIRE AGREEMENT AND AMENDMENT. This Agreement, together with any attachments or supplements specifically referenced in this Agreement, constitutes the entire agreement between the parties hereto and supersedes all previous communications, representations, or agreements, either oral or written, between the parties hereto with respect to the subject matter hereof. No agreement or understanding varying or expanding this Agreement will be binding upon either party hereto unless it is in writing and signed by a duly authorized representative thereof.

16. TERMINATION. (a) This Agreement may be terminated by either party by giving 30 days' written notice to the other party in the event of failure by such other party to fulfill any of its obligations hereunder. However, if during the period of such notice, such other party remedies such failure, this Agreement will continue with the same force and effect as if such notice had not been given. (b) This Agreement may be terminated

upon the written mutual consent of the parties. (c) Either party may immediately terminate this Agreement by giving written notice to the other party in the event of the happening of any of the following or any other comparable event: (i) insolvency of the other party; (ii) filing of a petition in bankruptcy by or against the other party; (iii) appointment of a receiver or trustee for the other party; or (iv) execution of an assignment for the benefit of creditors by the other party, all of which will allow Company to demand reclamation of all affected orders. (d) Except as provided in this section 16, Customer may not terminate this Agreement, in whole or in part, unless Company's prior written consent is obtained and Customer agrees to pay all of Company's cancellation charges.

17. GOVERNING LAW; VENUE; AND EXPENSES. (a) This Agreement and any disputes or controversies arising hereunder will be governed by and construed according to the internal laws of the State of Indiana, United States of America, without regard to its conflict of law principles, and not including the United Nations Convention on Contracts for the International Sale of Goods. (b) Jurisdiction and venue with respect to any action, proceeding, or suit in connection with this Agreement will reside in the courts of the State of Indiana. (c) Customer agrees to pay for all expenses (including attorney's fees) incurred by Company in enforcing the obligations of Customer under this Agreement.

18. COMPLIANCE WITH LAWS, EXPORT CONTROLS, CERTIFICATIONS, AND NUCLEAR LIABILITY. (a) This Agreement is subject to, and Company and Customer will comply with, all laws and export controls, regulations, rules, orders, licenses, requirements, and governmental requests now or hereafter in effect in the United States of America that pertain to the Products or the initial sale of the Products or that pertain to Services. **Provided however,** Company is not responsible for obtaining or maintaining any permits for the performance of Services or the verification or compliance with any code requirements relative to the performance of Services. To the extent any sale of Products or Services pursuant to this Agreement may require approval of the U.S. Government, Company's obligations under this Agreement are conditioned upon the grant of such approval and upon compliance by Customer with any restrictions imposed by the U.S. Government in connection with such approval. (b) Certain Products are noted by Company as tested by independent laboratories for compliance with UL and/or ANSI standards. Any and all modifications or alterations to such Products will void such certification, and Company is not liable to Customer to certify any modified or altered Product. (c) In the event the Products are to be used in a nuclear facility, the Customer shall, prior to such use, arrange for insurance or governmental indemnity protecting Company against liability. The Customer hereby releases and agrees to indemnify Company and its suppliers for any nuclear damage including, but not limited to, loss of use, in any manner arising out of the nuclear incident, whether alleged to be due, in whole or in part by Company or its suppliers.

19. NO INDUCEMENTS. The parties hereto represent to each other and each agrees that, neither it nor any person acting on its behalf has, in contravention of any applicable law, given or offered to give, or will give or offer to give, any sum of money or other material consideration to any person, directly or indirectly, as an inducement to obtain business hereunder or to influence the granting of licenses or other governmental permissions to enter into this Agreement or perform obligations hereunder.

20. SEVERABILITY. If any provision of this Agreement is held to be invalid, illegal, or unenforceable under any statute, regulation, ordinance, executive order, or other rule of law, that provision will be deemed severed to the extent necessary to comply with such statute, regulation, ordinance, order, or rule. In the event such provision is deemed severed, the parties will negotiate in good faith to arrive at an alternative arrangement approximating the original business objective of the parties. The remaining terms and conditions of this Agreement will remain in effect.

21. NO IMPLIED WAIVER. The failure of either party at any time to require performance by the other party of any provision of this Agreement will in no way affect the right to require such performance at any time thereafter, nor will the waiver of either party of a breach of any provision of this Agreement constitute a waiver of any succeeding breach of the same or any other provision.

22. MISCELLANEOUS. (a) This Agreement does not constitute either party the agent or legal representative of the other party. Neither party is authorized to create any obligation on behalf of the other party including, but not limited to, the obligation for payment of any service or warranty obligation hereunder. (b) Neither this Agreement nor any right or obligation hereunder may be transferred or assigned by either party without the prior written approval of the other party, except that Company can transfer or assign this Agreement or any right or obligation (including, but not limited to the right to receive payments for any orders) to Ingersoll-Rand Company or an Ingersoll-Rand Company entity without first obtaining Customer's consent. (c) The rights and remedies herein reserved to Company will be cumulative and additional to any other or further rights and remedies provided at law or equity. (d) Customer does not have the right to setoff or to back charge against any amounts which become payable to Company under this Agreement or otherwise. (e) The official text of this Agreement is in the English language. If this Agreement is translated into another language, the English text will govern any question with respect to interpretation. (f) The headings in this Agreement are for convenience of reference only and do not affect the meaning of this Agreement in any manner.

23. DEFINITIONS. (a) "Agreement" means Ingersoll-Rand Company, Security Technologies Sector Terms and Conditions of Sale and Service. (b) "Company" means Ingersoll-Rand Company, Security Technologies Sector. (c) "Customer" means the Buyer. (d) "Buyer" means the purchaser of products or Services from Company. (e) "U.S." means United States of America.



Ingersoll Rand's Security Technologies Sector is a leading global provider of products and services that make environments safe, secure and productive. The sector's market-leading products include electronic and biometric access-control systems; time-and-attendance and personnel scheduling systems; mechanical locks; portable security; door closers, exit devices, architectural hardware, and steel doors and frames; and other technologies and services for global security markets.

800.613.8766

www.glynnjohnson.ingersollrand.com