




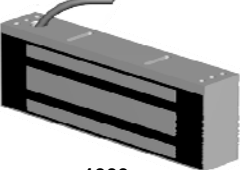

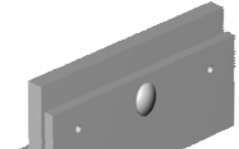

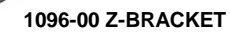



PRICE LIST - MARCH 2016

| | <u>PAGE #</u> |
|--|---------------|
| 1000 SERIES ELECTROMAGNETIC LOCKS | |
| #MM300 - MINI-MAGNETIC LOCKS - CABINETS/DRAWERS | 2 |
| #1000 - INDUSTRIAL MAGNETIC LOCKS & ACCESSORIES | 2 |
| #1100 - MAGNETIC LOCKS - OUTSWING DOORS/ DELAYED EGRES | 3 |
| #ML1100 - MORTISED MAGNETIC LOCKS & PULLS | 3 |
| #TJ1100 - MAGNETIC LOCKS - INSWING DOORS/ DELAYED EGRESS | 4 |
| #1100 - MAGNETIC LOCK - OPTIONS & CUSTOM HOUSINGS | 5 |
| #1100 - MAGNETIC LOCK - SPECIAL FINISHES | 6 |
| #1180 - MAGNETIC LOCK - FILLER PLATES | 7 |
| #1180 - MAGNETIC LOCK - FILLER PLATE-SPECIAL FINISHES | 8 |
| #1190 - MAGNETIC LOCK - ANGLE MOUNTING BRACKETS | 9 |
| #1190 - MAGNETIC LOCK - ANGLE MOUNTING BRACKET FINISHES | 10 |
| #1190 - MAGNETIC LOCK - Z-BRACKET SPACER BLOCKS | 11 |
| #1190 - ARMATURE MOUNTING BRACKETS-HERCULITE BRACKET | 12 |
| 3000 SERIES ELECTRIC STRIKES | |
| #3300 - ANSI STYLE STRIKES | 13 |
| #3400 - ELECTRIC DROP BOLTS | 13 |
| 4000 SERIES POWER SUPPLIES & CONTROLLERS | |
| #4000 - PLUG-IN POWER SUPPLIES | 14 |
| #4200 - POWER SUPPLIES WITH SWITCHING REGULATOR | 14 |
| #4300 - ECONOMY MANTRAPS / INTERLOCKS 2 - DOORS | 15 |
| #4300- COMMUNICATING BATHROOM CONTROLLERS | 15 |
| #4700 - PLC MANTRAPS / INTERLOCKS 2 - 4 DOORS | 16 |
| #4800 - FIELD PROGRAMMABLE INTERLOCKS | 17 |
| #4900 - PLC MANTRAPS / INTERLOCKS UP TO 120 DOORS | 18 |
| 5000 SERIES ACTUATING CONTROLS | |
| #5100 - MORTISE KEY SWITCHES | 19 |
| #5210 - PUSH BUTTON SWITCHES | 20 & 21 |
| #5230 - SNAP ACTION PUSH BUTTONS / UNDER DESK CONSOLES | 22 |
| #5240 - ELECTRIC KEY SWITCHES / UNDER DESK CONSOLES | 23 |
| #5276 - SWITCHES GUARDED / HEAVY DUTY & WATERPROOF | 24 & 25 |
| #5277 - PIEZO ELECTRIC SWITCHES | 26 |
| #5278 - TOUCHLESS ELECTRIC SWITCHES | 26 |
| #5286 - PUSH PLATE SWITCHES | 27, 28, 29 |
| #5287 - HEAVY DUTY PUSH BUTTON SWITCHES | 30 |
| 6000 SERIES ACCESSORIES | |
| #6220 - DOOR CORDS | 31 |
| #6420 - PANIC EGRESS BARS | 31 |
| #6450 - LEVER TRIM DEVICE FOR PANIC EGRESS BARS | 31 |
| #6500 - EMERGENCY PULL STATIONS & ANTI TAMPER COVERS | 32 |
| #6612 - REX MOTION DETECTORS | 32 |
| 7000 SERIES ANNUNCIATORS | |
| #7101 - DELAYED EGRESS SYSTEM | 33 |
| #7201 - HI-INTENSITY LED INDICATORS & PIEZO SOUNDERS | 34 |
| #7200 - MULTI-ZONE ANNUNCIATORS | 35 |
| #7281 - DOOR EXIT ALARM / ANNUNCIATORS | 36 |
| #7286 - DOOR PROP ALARM / ANNUNCIATORS | 37 |
| #7600 - MULTI-ZONE ANNUNCIATOR / CONTROLLERS | 38 |
| #7600 - ANNUNCIATOR PANEL & RACK SIZE INFORMATION | 39 |
| 8000 SERIES ACCESS CONTROL SYSTEMS | |
| #8100 - KEYPAD ACCESS CONTROL | 40 |
| REPAIR PARTS & MISCELLANEOUS | |
| #1100 - ELECTROMAGNETIC LOCK PARTS | 41 |
| #5000 - ACTUATING CONTROL SWITCH PARTS | 42 |
| ELECTRICAL BOXES & ACCESSORIES | 42 |
| CREDIT APPLICATION & SALES POLICIES | 43 & 44 |



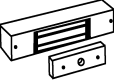
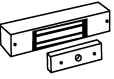
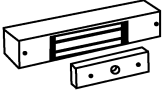
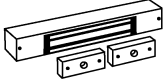
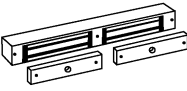
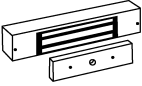
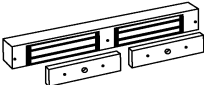
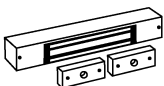
MAGNETIC LOCKS

| | <u>PART #</u> | <u>DESCRIPTION</u> | <u>LIST PRICE</u> |
|---|---|--|--------------------|
| MINI SERIES | CABINET & DRAWER LOCKS | | |
|  | MM-300 | <u>MINI-MITE LOCK</u> 300 LB MINI-MITE LOCK 12/24 VDC (DUAL VOLTAGE) WITH STAINLESS STEEL HOUSING (3-1/4" x 2-1/4" x 1-3/4" OVERALL) | \$195.00 |
|  | TJMM-300 | FOR INSWING APPLICATIONS INCLUDES Z-BRACKET | \$295.00 |
| | MM-D1 | ACCESSORY ARMATURE ANGLE BRACKET | \$40.00 |
| | MM-D2 | TJ BACK MOUNTING BRACKET | \$40.00 |
| | MM-ZD1 | MINI MITE Z- BRACKET | \$60.00 |
|  | MM-300N | <u>NARROW MINI-MITE LOCK</u> 300 LB NARROW LINE MINI-MITE LOCK (SPECIFY 12 OR 24 VDC) STAINLESS STEEL ENCLOSURE | \$210.00 |
| | TJMM-300N | FOR INSWING APPLICATIONS INCLUDES Z-BRACKET | \$310.00 |
| | MM-N1 | NARROW ANGLE BRACKET 1-1/2x1-1/2 X 6" | \$40.00 |
| | MM-N2 | TJ BACK MOUNTING BRACKET | \$40.00 |
| | MM-ZN1 | NARROW MINI-MITE Z- BRACKET | \$60.00 |
| 1000 SERIES | INDUSTRIAL ELECTROMAGNETIC LOCKS | | |
|  | 1000 | <u>INDUSTRIAL LOCK - OUTSWING DOORS</u> 1200 LB LOCK 12/24 VDC (DUAL VOLTAGE - FIELD SELECTABLE) FOR SURFACE MOUNTING ON OUTSWING DOORS STAINLESS STEEL HOUSING | \$395.00 |
|  | TJ-1000 | 1200 LB LOCK 12/24 VDC (DUAL VOLTAGE - FIELD SELECTABLE) FOR SURFACE MOUNTING ON INSWING DOORS INCLUDES ANGLE MOUNTING BRACKET AND ARMATURE "Z" BRACKET | \$480.00 |
|  | 1095-00 | <u>OPTIONAL MOUNTING BRACKET</u> USE FOR GATE OR SLIDING DOOR APPLICATIONS | \$50.00 |
|  | 1099-00 | <u>GATE/INSWING - CONVERSION KIT</u> KIT INCLUDES 1095-00 ANGLE BRACKET & 1196-00 Z-BRACKET FOR MOUNTING OF CONDUIT FITTED LOCKS OR TOP JAMB MOUNTING (IN-SWING DOORS) OF STANDARD INDUSTRIAL LOCK (KIT INCLUDED WITH TJ-1000) | \$168.00 |
|  | 1096-00 Z-BRACKET | | |
|  | 1000XCF | <u>1000 SERIES OPTIONS</u> xD ADD SPDT DOOR POSITION SWITCH (SINGLE) xCF ADD CONDUIT FITTING (FOR 1/2" RIGID CONDUIT) (THE 1000XCF COMES WITH 10' LEADS) | \$45.00 \$20.00 |

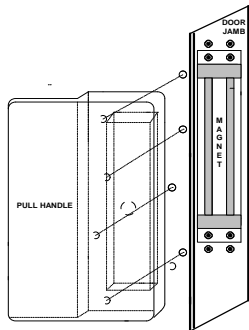
FILLER PLATES & ANGLE BRACKETS pgs. 8-12



MAGNETIC LOCKS

| | <u>PART #</u> | <u>DESCRIPTION</u> | <u>LIST PRICE</u> |
|---|------------------------------|---|-------------------|
| 1100 SERIES | ELECTROMAGNETIC LOCKS | | |
|  | 1106 | 650 LB SINGLE MAGLOCK JUNIOR 650 LB LOCK 12/24 VDC DUAL VOLTAGE - (NOT AVAILABLE WITH XEDR USE 1107XEDR) | \$365.00 |
|  | 1107 | 600LB DELAYED EGRESS ACTUATING LOCK NARROW 600 LB LOCK 12/24 VDC DUAL VOLTAGE **ADD xD or xEDR OPTIONS ONLY - NO FINISHES** | \$375.00 |
|  | 1110 | 1200 LB SINGLE MAGLOCK SINGLE DOOR 1200 LB LOCK 12/24 VDC (DUAL VOLTAGE - FIELD SELECTABLE) | \$415.00 |
|  | 1115 | 600 LB. SPLIT ARMATURE MAGLOCK SPLIT ARMATURE DOUBLE LOCK 12/24 VDC (DUAL VOLTAGE - FIELD SELECTABLE) | \$455.00 |
|  | 1120 | 1200 LB DOUBLE MAGLOCK DOUBLE DOOR 1200 LB 12/24 VDC (DUAL VOLTAGE - FIELD SELECTABLE) | \$830.00 |
|  | 1150 | 1500 LB SINGLE MAGLOCK SINGLE DOOR 1500 LB 12/24 VDC (DUAL VOLTAGE - FIELD SELECTABLE) | \$465.00 |
|  | 1152 | 1500 LB DOUBLE MAGLOCK DOUBLE DOOR 1500 LB 12/24 VDC (DUAL VOLTAGE - FIELD SELECTABLE) | \$930.00 |
|  | 1155 | 750 LB. SPLIT ARMATURE MAGLOCK SPLIT ARMATURE DOUBLE LOCK 12/24 VDC (DUAL VOLTAGE - FIELD SELECTABLE) | \$535.00 |

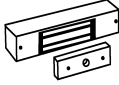
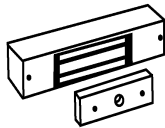
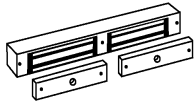
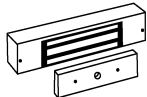
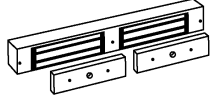
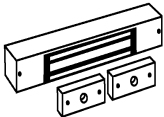

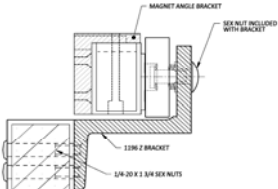
1100 SERIES MORTISED LOCK APPLICATIONS



| | | |
|--------------------------|---|-------------------------|
| ML-1100 | MORTISED MAGLOCKS MORTISED 1000 LB LOCK INCLUDES RECESSED MOUNTING BRACKET & ARMATURE 24 VDC ONLY | \$470.00 |
| DPA1100 | ALUMINUM DOOR PULLS DOOR PULL FOR #ML-1100 MORTISED LOCK | \$380.00 |
| (SUFFIX) XDBA | <i>If DPA pull & ML lock are ordered together the armature will be factory mounted in the DPA pull</i> FOR DARK BRONZE ANODIZED FINISH PULL OTHER FINISHES AVAILABLE CHECK WITH FACTORY | ADD \$160.00 |



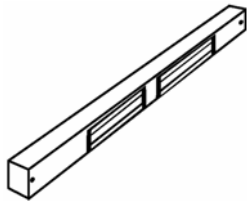
MAGNETIC LOCKS

| | <u>PART #</u> | <u>DESCRIPTION</u> | <u>LIST PRICE</u> |
|---|------------------|--|-------------------|
| TJ1100 SERIES IN-SWINGING DOOR APPLICATIONS | | | |
|  | TJ1106 | <u>650 LB SINGLE MAGLOCK</u> JUNIOR 650 LB LOCK 12/24 VDC (DUAL VOLTAGE - w/ Z-BRACKET FOR ARMATURE (NOT AVAILABLE WITH XEDR USE TJ1107XEDR) | \$445.00 |
|  | TJ1107 | <u>600LB DELAYED EGRESS ACTUATING LOCK</u> NARROW 600 LB LOCK 12/24 VDC (DUAL VOLTAGE, INCLUDES Z-BRACKET FOR ARMATURE) <u>**ADD xD or xEDR OPTIONS ONLY - NO FINISHES**</u> | \$495.00 |
|  | TJ1110 | <u>1200 LB SINGLE MAGLOCK</u> SINGLE DOOR 1200 LB LOCK 12/24 VDC (DUAL VOLTAGE - FIELD SELECTABLE, INCLUDES TOP JAMB LOCK HOUSING w/ Z-BRACKET FOR ARMATURE) | \$505.00 |
|  | TJ1115 | <u>600 LB. SPLIT ARMATURE MAGLOCK</u> SPLIT ARMATURE DOUBLE LOCK 12/24 (DUAL VOLTAGE - FIELD SELECTABLE, INCLUDES TOP JAMB LOCK HOUSING w/ Z-BRACKET FOR ARMATURE) | \$585.00 |
|  | TJ1120 | <u>1200 LB DOUBLE MAGLOCK</u> DOUBLE DOOR 1200 LB 12/24 (DUAL VOLTAGE - FIELD SELECTABLE, INCLUDES TOP JAMB LOCK HOUSING w/ Z-BRACKET FOR ARMATURE) | \$1,010.00 |
|  | TJ1150 | <u>1500 LB SINGLE MAGLOCK</u> SINGLE DOOR 1500 LB 12/24 (DUAL VOLTAGE - FIELD SELECTABLE, INCLUDES TOP JAMB LOCK HOUSING w/ Z-BRACKET FOR ARMATURE) | \$585.00 |
|  | TJ1152 | <u>1500 LB DOUBLE MAGLOCK</u> DOUBLE DOOR 1500 LB 12/24 (DUAL VOLTAGE - FIELD SELECTABLE, INCLUDES TOP JAMB LOCK HOUSING w/ Z-BRACKET FOR ARMATURE) | \$1,170.00 |
|  | TJ1155 | <u>750 LB. SPLIT ARMATURE MAGLOCK</u> SPLIT ARMATURE DOUBLE LOCK 12/24 (DUAL VOLTAGE - FIELD SELECTABLE, INCLUDES TOP JAMB LOCK HOUSING w/ Z-BRACKET FOR ARMATURE) | \$815.00 |
|  | 1095-07 | TYPICAL Z-BRACKET FOR MOUNTING ARMATURE INCLUDED WITH EACH TOP JAMB LOCK SEE PAGE 40 FOR Z-BRACKET PRICING AS A SPARE PART ONLY (ALL TJ LOCKS INCLUDE A Z-BRACKET) | |
|  | 1107 INSWING KIT | <u>1107 SERIES INSWING - CONVERSION KIT</u> KIT INCLUDES 1107302 ANGLE BRACKET & 1196-06 Z-BRACKET FOR TOP JAMB MOUNTING (IN-SWING DOORS) (KIT INCLUDED WITH TJ1107) | \$150.00 |
| | | <u>1107xEDR SERIES INSWING - CONV. KIT</u> KIT INCLUDES 1107301 ANGLE BRACKET , 1196-06 Z-BRACKET W/SHIM & SPRING LOADED PLATE FOR TOP JAMB MOUNTING (KIT INCLUDED WITH TJ1107xEDR) | \$170.00 |



MAGNETIC LOCKS

| 1100 SERIES | PART # | DESCRIPTION | LIST PRICE |
|-------------|--|--|--------------------|
| | OPTIONAL MAGNETIC LOCK FEATURES | | |
| | <u>(SUFFIX)</u> | <u>1100 SERIES OPTIONS (ADD TO LOCK):</u> | <u>(ADD)</u> |
| | xL | ADD 1 LED (BICOLOR RED / GREEN) | \$30.00 |
| | xD | ADD SPDT DOOR POSITION SWITCH (SINGLE) | \$45.00 |
| | x2D | ADD 2 SPDT DOOR POSITION SWITCHES (1115/1120/1152/1155) | \$90.00 |
| | XDD | ADD DPDT DOOR POSITION SWITCH (SINGLE) | \$90.00 |
| | xB | ADD 1 MAGNETIC BOND SENSOR (NOT AVAILABLE FOR 1000,1115,1155 SERIES LOCKS) | \$90.00 |
| | x2B | ADD 2 MAGNETIC BOND SENSORS DOUBLE(1120/1152) | \$180.00 |
| | xCF | ADD CONDUIT FITTING (FOR 1/2" RIGID CONDUIT) (1000XCF HAS 10' LEADS, NOT AVAILABLE FOR 1107) | \$10.00 \$20.00 |
| | xCT | ADD COVER TAMPER SWITCH | \$44.00 |
| | xTS | ADD TAMPER RESISTANT SCREWS/DRIVER | \$12.00 |
| | xEDR | ADD ATTEMPTED EGRESS SWITCH & DOOR SWITCH w/ ARMATURE MOUNTING ASSEMBLY (FOR SINGLE DOOR w/ EDR SYSTEM-101) ONLY AVAILABLE WITH 1107 & 1110 SERIES | \$170.00 |



LW-
LW-

| | | |
|--|---|--------------|
| | <u>FULL WIDTH HOUSINGS (ADD TO LOCK):</u> | <u>(ADD)</u> |
| | ADD TO 1106/1110/1150 MAGLOCK FOR SINGLE LOCK HOUSINGS UP TO 48" WIDE | \$450.00 |
| | ADD TO 1115/1120/1152 MAGLOCK FOR DOUBLE LOCK HOUSINGS UP TO 72" WIDE | \$500.00 |



LV-
LV-

| | | |
|--|---|--------------|
| | <u>FULL HEIGHT HOUSINGS (ADD TO LOCK):</u> | <u>(ADD)</u> |
| | ADD TO 1106/1110/1150 MAGLOCK - FOR SINGLE LOCK HOUSINGS UP TO 96" LONG | \$480.00 |
| | ADD TO 1120/1152 MAGLOCK - FOR DOUBLE LOCK HOUSINGS UP TO 96" LONG | \$530.00 |

FOR OTHER CUSTOM LOCKS OR HOUSINGS (CALL FOR QUOTE)

FOR CUSTOM FINISHES (CALL FOR QUOTE)



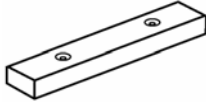
MAGNETIC LOCKS

| 1100 SERIES | PART # | DESCRIPTION | LIST PRICE |
|--------------------|------------------------|--|---------------------|
| | | OPTIONAL SPECIAL LOCK FINISHES | |
| | <u>(SUFFIX)</u> | <u>ANODIZING (ADD TO LOCK PRICE):</u> | |
| | xDBA | DARK BRONZE ANODIZE (US10D) - | <u>(ADD)</u> |
| | | ADD FOR 1106 SERIES | \$50.00 |
| | | 1107 SERIES ANODIZING NOT OFFERED | N/A |
| | | ADD FOR 1110 , 1115 SINGLE SERIES | \$60.00 |
| | | ADD FOR 1120 DOUBLE SERIES | \$90.00 |
| | | ADD FOR 1150, 1155 SINGLE SERIES | \$70.00 |
| | | ADD FOR 1152 DOUBLE SERIES | \$100.00 |
| | | ADD FOR TJ1106 TOP JAMB JR. | \$70.00 |
| | | ADD FOR TJ1110, TJ1115 TOP JAMB SINGLE | \$75.00 |
| | | ADD FOR TJ1120 TOP JAMB DOUBLE | \$120.00 |
| | | ADD FOR TJ1150, TJ1155 TOP JAMB SINGLE | \$80.00 |
| | | ADD FOR TJ1152 TOP JAMB DOUBLE | \$140.00 |
| | <u>(SUFFIX)</u> | <u>PLATING (ADD TO LOCK PRICE):</u> | |
| | XUS26 | POLISHED CHROME - | |
| | XUS26D | SATIN CHROME - | |
| | XUS3 | POLISHED BRASS - | <u>(ADD)</u> |
| | XUS4 | SATIN BRASS - | |
| | | ADD FOR 1106 SERIES | \$220.00 |
| | | 1107 SERIES PLATING NOT OFFERED | N/A |
| | | ADD FOR 1110 , 1115 SINGLE SERIES | \$270.00 |
| | | ADD FOR 1120 DOUBLE SERIES | \$390.00 |
| | | ADD FOR 1150, 1155 SINGLE SERIES | \$280.00 |
| | | ADD FOR 1152 DOUBLE SERIES | \$410.00 |
| | | ADD FOR TJ1106 TOP JAMB JR. | \$320.00 |
| | | ADD FOR TJ1110,TJ1115 TOP JAMB SINGLE | \$490.00 |
| | | ADD FOR TJ1120 TOP JAMB DOUBLE | \$600.00 |
| | | ADD FOR TJ1150, TJ1155 TOP JAMB SINGLE | \$510.00 |
| | | ADD FOR TJ1152 TOP JAMB DOUBLE | \$640.00 |

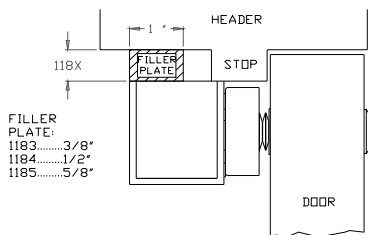


MAGNETIC LOCKS

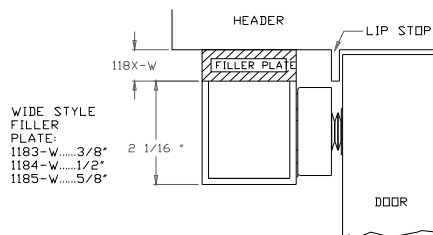
| 1180 SERIES | PART # | DESCRIPTION | LIST PRICE |
|-------------|---------------------------------|---|------------|
| | FILLER PLATES | | |
| | 3/8" FILLERS | | |
| | 1183-00 | 3/8 x1" 1000 SERIES FILLER 8-1/4" LONG | \$33.00 |
| | 1183-06 | 3/8 x1" 1106 SERIES FILLER 8-1/4" LONG | \$33.00 |
| | 1183-07XEDR | 3/8 x1-1/4" 1107 SERIES FILLER 8-1/4" LONG | \$43.00 |
| | 1183-10 | 3/8 x1" 1110/1115 SERIES FILLER 12-1/2" LONG | \$45.00 |
| | 1183-20 | 3/8 x1" 1120 SERIES FILLER 23" LONG | \$53.00 |
| | 1183-50 | 3/8 x1" 1150/1155 SERIES FILLER 12" LONG | \$45.00 |
| | 1183-52 | 3/8 x1" 1152 SERIES FILLER 24" LONG | \$56.00 |
| | EXTRA WIDE FILLER PLATES | | |
| | 1183-00-W | EXTRA WIDE 3/8 x 1-1/2" 1000 FILLER 8-1/4" LONG | \$41.00 |
| | 1183-06-W | EXTRA WIDE 3/8 x 1-3/4" 1106 FILLER 8-1/4" LONG | \$41.00 |
| | 1183-10-W | EXTRA WIDE 3/8 x 1-3/4" 1110/1115 FILLER 12-1/2" LONG | \$53.00 |
| | 1183-20-W | EXTRA WIDE 3/8 x 1-3/4" 1120 FILLER 23" LONG | \$64.00 |
| | 1183-50-W | EXTRA WIDE 3/8 x 2" 1150/1155 FILLER 12" | \$53.00 |
| | 1183-52-W | EXTRA WIDE 3/8 x 2" 1150/1155 FILLER 24" | \$64.00 |
| | 1/2" FILLERS | | |
| | 1184-00 | 1/2"x1" 1000 SERIES FILLER 8-1/4" LONG | \$37.00 |
| | 1184-06 | 1/2"x1" 1106 SERIES FILLER 8-1/4" LONG | \$37.00 |
| | 1184-07XEDR | 1/2 x1-1/4" 1107 SERIES FILLER 8-1/4" LONG | \$47.00 |
| | 1184-10 | 1/2"x1" 1110/1115 SERIES FILLER 12-1/2" LONG | \$47.00 |
| | 1184-20 | 1/2"x1" 1120 SERIES FILLER 23" LONG | \$60.00 |
| | 1184-50 | 1/2"x1" 1150/1155 SERIES FILLER 12" LONG | \$47.00 |
| | 1184-52 | 1/2"x1" 1152 SERIES FILLER 24" LONG | \$60.00 |
| | EXTRA WIDE FILLER PLATES | | |
| | 1184-00-W | EXTRA WIDE 1/2 x 1-1/2" 1000 FILLER 8-1/4" LONG | \$47.00 |
| | 1184-06-W | EXTRA WIDE 1/2 x 1-3/4" 1106 FILLER 8-1/4" LONG | \$47.00 |
| | 1184-10-W | EXTRA WIDE 1/2 x 1-3/4" 1110/1115 FILLER 12-1/2" LONG | \$57.00 |
| | 1184-20-W | EXTRA WIDE 1/2 x 1-3/4" 1120 FILLER 23" LONG | \$70.00 |
| | 1184-50-W | EXTRA WIDE 1/2 x 2" 1150/1155 FILLER 12" LONG | \$57.00 |
| | 1184-52-W | EXTRA WIDE 1/2 x 2" 1152 FILLER 24" LONG | \$70.00 |
| | 5/8" FILLERS | | |
| | 1185-00 | 5/8"x1" 1000 SERIES FILLER 8-1/4" LONG | \$41.00 |
| | 1185-06 | 5/8"x1" 1106 SERIES FILLER 8-1/4" LONG | \$41.00 |
| | 1185-07XEDR | 5/8 x1-1/4" 1107 SERIES FILLER 8-1/4" LONG | \$51.00 |
| | 1185-10 | 5/8"x1" 1110/1115 FILLER 12-1/2" LONG | \$49.00 |
| | 1185-20 | 5/8"x1" 1120 SERIES FILLER 23" LONG | \$64.00 |
| | 1185-50 | 5/8"x1" 1150/1155 SERIES FILLER 12" LONG | \$50.00 |
| | 1185-52 | 5/8"x1" 1152 SERIES FILLER 24" LONG | \$64.00 |
| | EXTRA WIDE FILLER PLATES | | |
| | 1185-00-W | EXTRA WIDE 5/8 x 1-1/2" 1000 FILLER 8-1/4" LONG | \$53.00 |
| | 1185-06-W | EXTRA WIDE 5/8 x 1-3/4" 1106 FILLER 8-1/4" LONG | \$53.00 |
| | 1185-10-W | EXTRA WIDE 5/8 x 1-3/4" 1110 FILLER 12-1/2" LONG | \$61.00 |
| | 1185-20-W | EXTRA WIDE 5/8 x 1-3/4" 1120 FILLER 23" LONG | \$76.00 |
| | 1185-50-W | EXTRA WIDE 5/8 x 2" 1150 FILLER 12" LONG | \$61.00 |
| | 1185-52-W | EXTRA WIDE 5/8 x 2" 1152 FILLER 24" LONG | \$76.00 |



1180 SERIES FILLER PLATE FOR FRAME WITH NARROW STOP



1180-W SERIES WIDE FILLER PLATE FOR FRAME WITH LIP STOP





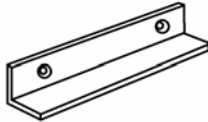
MAGNETIC LOCKS

| 1180 SERIES | PART # | DESCRIPTION | LIST PRICE |
|--------------------|-----------------|---|-------------------|
| | | CUSTOM FINISHES - STANDARD FILLER PLATES | |
| | <u>(SUFFIX)</u> | <u>SPECIAL FINISHES ADD TO FILLER PLATES</u> | <u>(ADD)</u> |
| | xDBA | ADD FOR DARK BRONZE ANODIZED - | \$24.00 |
| | xUS26 | ADD FOR POLISHED CHROME - | |
| | xUS26D | ADD FOR SATIN CHROME - | |
| | xUS3 | ADD FOR POLISHED BRASS - | |
| | xUS4 | ADD FOR SATIN BRASS - | |
| | | 1106 (SINGLE LOCK) FILLER PLATES | \$50.00 |
| | | 1107 FINISHES NOT OFFERED | N/A |
| | | 1110/1115 (SINGLE LOCK) FILLER PLATES | \$60.00 |
| | | 1150/1155 (SINGLE LOCK) FILLER PLATES | \$70.00 |
| | | 1120 (DOUBLE LOCK) FILLER PLATES | \$100.00 |
| | | 1152 (DOUBLE LOCK) FILLER PLATES | \$100.00 |

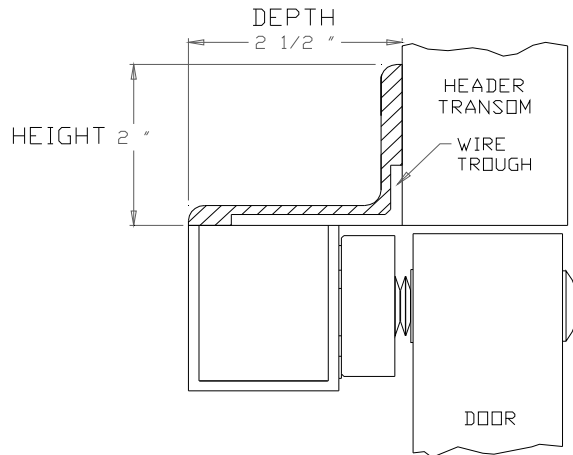


MAGNETIC LOCKS

| 1190 SERIES | PART # | DESCRIPTION | LIST PRICE |
|-------------|--------------------------------------|--|------------|
| | ANGLE BRACKETS | | |
| | 1" x 1" ANGLE BRACKET | | |
| | 1191-00 | 1"X1" 1000 SERIES ANGLE 8-1/4" LONG | \$42.00 |
| | 1191-06 | 1"X1" 1106 & 1107 SERIES ANGLE 8-1/4" LONG | \$42.00 |
| | 1191-10 | 1"X1" 1110/1115 SERIES ANGLE 12-1/2"LONG | \$55.00 |
| | 1191-20 | 1"X1" 1120 SERIES ANGLE 23" LONG | \$75.00 |
| | 1191-50 | 1"X1" 1150/1155 SERIES ANGLE 12"LONG | \$55.00 |
| | 1191-52 | 1"X1" 1152 SERIES ANGLE 24" LONG | \$75.00 |
| | 1-1/2" x 1-1/2" ANGLE BRACKET | | |
| | 1192-00 | 1-1/2"X 2" 1000 SERIES ANGLE 8-1/4"LONG | \$44.00 |
| | 1192-06 | 1-1/2"X1-1/2" 1106 & 1107 SERIES ANGL 8-1/4"LONG | \$44.00 |
| | 1192-10 | 1-1/2"X1-1/2" 1110/1115 SERIES ANGLE 12-1/2"LONG | \$58.00 |
| | 1192-20 | 1-1/2"X1-1/2" 1120 SERIES ANGLE 23" LONG | \$75.00 |
| | 1192-50 | 1-1/2"X1-1/2" 1150/1155 SERIES ANGLE 12"LONG | \$58.00 |
| | 1192-52 | 1-1/2"X1-1/2" 1152 SERIES ANGLE 24" LONG | \$75.00 |
| | DEPTH X HEIGHT | | |
| | 2" x 1-1/2" ANGLE BRACKET | | |
| | 1193-00 | 2"X 2" 1000 SERIES ANGLE 8-1/4" LONG | \$60.00 |
| | 1193-06 | 2"X1-1/2" 1106 & 1107 SERIES ANGLE 8-1/4" LONG | \$60.00 |
| | 1193-10 | 2"X1-1/2" 1110/1115 SERIES ANGLE 12-1/2"LONG | \$77.00 |
| | 1193-20 | 2"X1-1/2" 1120 SERIES ANGLE 23" LONG | \$95.00 |
| | 1193-50 | 2"X1-1/2" 1150/1155 SERIES ANGLE 12"LONG | \$77.00 |
| | 1193-52 | 2"X1-1/2" 1152 SERIES ANGLE 24" LONG | \$95.00 |
| | DEPTH X HEIGHT | | |
| | 2-1/2" x 2" ANGLE BRACKET | | |
| | 1194-00 | 2-3/8"X2" 1000 SERIES ANGLE 8-1/4" LONG | \$65.00 |
| | 1194-06 | 2-1/2"X2" 1106 & 1107 SERIES ANGLE 8-1/4" LONG | \$65.00 |
| | 1194-10 | 2-1/2"X2" 1110/1115 SERIES ANGLE 12-1/2"LONG | \$80.00 |
| | 1194-20 | 2-1/2"X2" 1120 SERIES ANGLE 23" LONG | \$100.00 |
| | 1194-50 | 2-1/2"X2" 1150/1155 SERIES ANGLE 12"LONG | \$80.00 |
| | 1194-52 | 2-1/2"X2" 1152 SERIES ANGLE 24" LONG | \$100.00 |



1194 ANGLE BRACKET





MAGNETIC LOCKS

| 1190 SERIES | PART # | DESCRIPTION | LIST PRICE |
|--------------------|---|---|-------------------|
| | CUSTOM FINISHES - ANGLE BRACKETS | | |
| | <u>(SUFFIX)</u> | <u>SPECIAL FINISHES ADD TO ANGLE BRACKETS</u> | <u>(ADD)</u> |
| | xDBA | ADD FOR DARK BRONZE ANODIZED - ALL STANDARD ANGLE BRACKETS | \$26.00 |
| | xUS26 | ADD FOR POLISHED CHROME - | |
| | xUS26D | ADD FOR SATIN CHROME - | |
| | xUS3 | ADD FOR POLISHED BRASS - | |
| | xUS4 | ADD FOR SATIN BRASS - | |
| | | 1106 (SINGLE LOCK) ANGLE BRACKETS | \$60.00 |
| | | 1107 FINISHES NOT OFFERED | N/A |
| | | 1110/1115 (SINGLE LOCK) ANGLE BRACKETS | \$70.00 |
| | | 1150/1155 (SINGLE LOCK) ANGLE BRACKETS | \$90.00 |
| | | 1120 (DOUBLE LOCK) ANGLE BRACKETS | \$130.00 |
| | | 1152 (DOUBLE LOCK) ANGLE BRACKETS | \$150.00 |



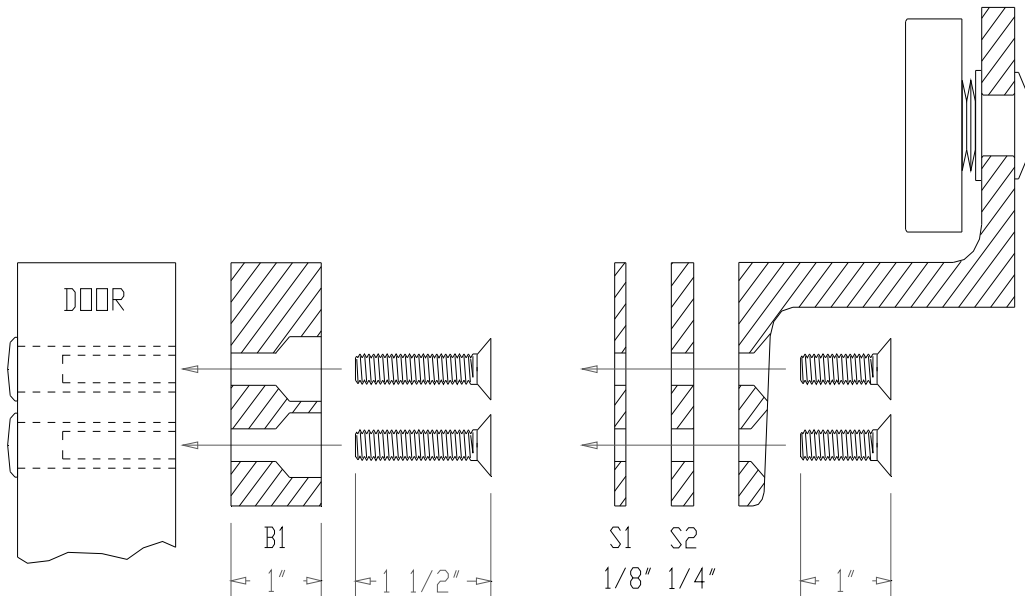
MAGNETIC LOCKS

1190 SERIES **PART #** **DESCRIPTION** **LIST PRICE**
"Z" BRACKET ACCESSORIES

Z-BRACKET SPACERS & BLOCKS

| | | |
|------------------|---|----------------|
| 1176-06S1 | 1/8" SPACER FOR 1106 & 1107 | \$40.00 |
| 1176-00S1 | 1/8" SPACER FOR 1000 | \$42.00 |
| 1176-10S1 | 1/8" SPACER FOR 1110/1150 (1120/1152, 2 REQUIRED) | \$44.00 |
| 1176-15S1 | 1/8" SPACER FOR 1115/1155 (2 REQUIRED) | \$38.00 |
| 1176-06S2 | 1/4" SPACER FOR 1106 & 1107 | \$46.00 |
| 1176-00S2 | 1/4" SPACER FOR 1000 | \$50.00 |
| 1176-10S2 | 1/4" SPACER FOR 1110/1150 (1120/1152, 2 REQUIRED) | \$52.00 |
| 1176-15S2 | 1/4" SPACER FOR 1115/1155 (2 REQUIRED) | \$42.00 |
| 1176-06B1 | 1" BLOCK FOR 1106 & 1107 | \$88.00 |
| 1176-00B1 | 1" BLOCK FOR 1000 | \$92.00 |
| 1176-10B1 | 1" BLOCK FOR 1110/1150 (1120/1152, 2 REQUIRED) | \$96.00 |
| 1176-15B1 | 1" BLOCK FOR 1115/1155 (2 REQUIRED) | \$84.00 |

SPECIAL FINISH Z-BRACKETS, SPACERS & BLOCKS (Call for quote)





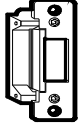
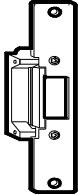
MAGNETIC LOCKS

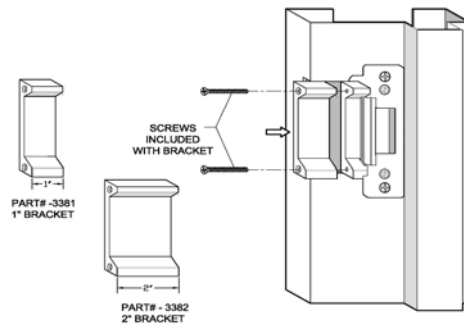
| 1190 SERIES | PART # | DESCRIPTION | LIST PRICE |
|-----------------------------------|--|---|-------------------|
| ARMATURE MOUNTING BRACKETS | | | |
| | | <u>2" x 2" ARMATURE BRACKET w/ SEX NUT</u> | |
| | 1195-06 | ARMATURE BRACKET FOR 1106 & 1107 LOCKS | \$60.00 |
| | 1195-10 | ARMATURE BRACKET FOR 1110 LOCKS | \$72.00 |
| | 1195-15L | ARMATURE BRACKET FOR LEFT ARMATURE 1115 | \$58.00 |
| | 1195-15R | ARMATURE BRACKET FOR RIGHT ARMATURE 1115 | \$58.00 |
| | | <u>2-1/2" x 2-1/2" BRACKET w/ SEX NUT</u> | |
| | | <u>FOR 1000 & 1150 SERIES LOCKS</u> | |
| | 1195-50 | ARMATURE BRACKET FOR 1150 & 1000 LOCKS | \$80.00 |
| | 1195-55L | ARMATURE BRACKET FOR 1155 LEFT ARMATURE | \$66.00 |
| | 1195-55R | ARMATURE BRACKET FOR 1155 RIGHT ARMATURE | \$66.00 |
| | <u>2-1/2" x 2-1/2" BRACKET w/ SEX NUT</u> | | |
| 1197-06 | ARMATURE BRACKET FOR 1106 & 1107 LOCKS | \$76.00 | |
| 1197-10 | ARMATURE BRACKET FOR 1110 LOCKS | \$86.00 | |
| | <u>2-1/2" x 3" BRACKET w/ SEX NUT</u> | | |
| | <u>FOR 1000 & 1150 SERIES LOCKS</u> | | |
| 1197-50 | ARMATURE BRACKET FOR 1150 & 1000 LOCKS | \$98.00 | |
| | <u>(SUFFIX)</u> | <u>ARMATURE BRACKET SPECIAL FINISHES</u> | |
| xDBA | ADD FOR DARK BRONZE ANODIZED BRACKET | \$50.00 | |
| xUS3 | ADD FOR POLISHED BRASS ARMATURE BRACKET | \$110.00 | |
| xUS26 | ADD FOR POLISHED CHROME ARMATURE BRACKET | \$110.00 | |
| xUS4 | ADD FOR SATIN BRASS ARMATURE BRACKET | \$110.00 | |
| xUS26D | ADD FOR SATIN CHROME ARMATURE BRACKET | \$110.00 | |

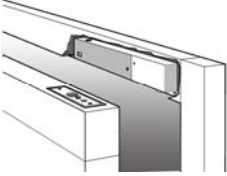
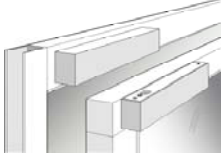
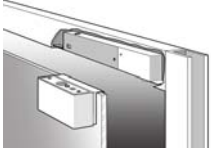
| 1190 SERIES | HERCULITE GLASS DOOR BRACKETS | | | |
|--------------------|--------------------------------------|--|--|---------------------|
| | | <u>1198 SERIES GLASS DOOR U-BRACKETS</u> | | |
| | | SATIN STAINLESS STEEL FINISH (SPECIFY GLASS THICKNESS) | | |
| | 1198/50-06 | 1106 & 1107 SERIES U-BRACKET FOR 1/2" THICK | \$132.00 | |
| | 1198/75-06 | 1106 SERIES U-BRACKET FOR 3/4" THICK GLASS | \$140.00 | |
| | 1198/50-10 | 1110/1120 U-BRACKET FOR 1/2" THICK GLASS DOOR | \$132.00 | |
| | 1198/75-10 | 1110/1120 U-BRACKET FOR 3/4" THICK GLASS DOOR | \$140.00 | |
| | 1198/50-15 | 1115 SERIES U-BRACKET FOR 1/2" THICK GLASS | \$100.00 | |
| | 1198/75-15 | 1115 SERIES U-BRACKET FOR 3/4" THICK GLASS | \$110.00 | |
| | 1198/50-50 | 1150&1000 SERIES U-BRACKET FOR 1/2" GLASS | \$150.00 | |
| | 1198/75-50 | 1150&1000 SERIES U-BRACKET FOR 3/4" GLASS | \$160.00 | |
| | 1198/50-55 | 1155 SERIES U-BRACKET FOR 1/2" THICK GLASS | \$110.00 | |
| | 1198/75-55 | 1155 SERIES U-BRACKET FOR 3/4" THICK GLASS | \$120.00 | |
| | | <u>(SUFFIX)</u> | <u>U-BRACKET SPECIAL FINISHES</u> | <u>(ADD)</u> |
| | xUS3 | ADD FOR POLISHED BRASS | \$110.00 | |
| | xUS4 | ADD FOR SATIN BRASS | \$110.00 | |
| xUS26 | ADD FOR POLISHED CHROME | \$110.00 | | |
| xUS26 | STANDARD FINISH IS SATIN STAINLESS | | | |



ELECTRIC STRIKES

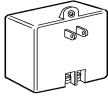
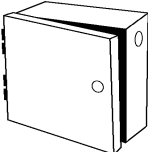

| | <u>PART #</u> | <u>DESCRIPTION</u> | <u>LIST PRICE</u> |
|---|-------------------------|--|-------------------|
| 3300 SERIES | ELECTRIC STRIKES | | |
| | | <u>STANDARD ANSI STRIKES</u> | |
|  | 3300 | 12/24 DC ANSI STRIKE - FIELD SELECTABLE FAIL-SAFE/FAIL-SECURE FOR METAL DOOR FRAME | \$185.00 |
| | 3300xD | 12/24 DC ANSI STRIKE WITH LATCH BOLT MONITOR SWITCH (SPDT) - FIELD SELECTABLE FAIL-SAFE/FAIL-SECURE FOR METAL DOOR FRAME | \$250.00 |
|  | | <u>WOOD FRAME STRIKE PLATE ONLY</u> CONVERTS ANSI STYLE TO 9" TALL STRIKE FOR WOOD DOOR FRAME | \$22.00 |
| | | <u>JAMB EXTENSION BRACKETS</u> FOR USE WITH DEEP DOOR JAMB APPLICATIONS | |
| | 3381 | 1 INCH JAMB EXTENSION BRACKET | \$20.00 |
| | 3382 | 2 INCH JAMB EXTENSION BRACKET | \$20.00 |



| | | | |
|---|--------------------------|---|----------|
| 3400 SERIES | ELECTRIC DROPBOLT | | |
|  | 3412 | RECESS MOUNT DROPBOLT FAIL-SAFE 12VDC WITH BOLT MONITOR SWITCH (SPDT) - & FIELD SELECTABLE RELOCK TIMER. FOR HOLLOW METAL, OR WOOD DOOR FRAMES | \$310.00 |
|  | 3402 | SURFACE MOUNT DROPBOLT & RECEIVER FAIL-SAFE 12VDC WITH BOLT MONITOR SWITCH (SPDT) - & DOOR POSITION SWITCH (SPDT) WITH FIELD SELECTABLE RELOCK TIMER. | \$450.00 |
|  | 3404 | HERCULITE DOOR U-BRACKET & RECEIVER HOUSING FOR UP TO 1/2" THICK FRAMELESS GLASS DOORS | \$140.00 |



POWER SUPPLIES

| | <u>PART #</u> | <u>DESCRIPTION</u> | <u>LIST PRICE</u> |
|--|---|---|-------------------|
| 4000 SERIES | PLUG-IN POWER SUPPLIES | | |
|  | <u>WALL MOUNT PLUG IN POWER SUPPLIES</u> | | |
| | 4012 | 12 VOLT PLUG-IN POWER SUPPLY (1 AMP 12 VDC FOR USE WITH 1100 SERIES MAGLOCKS) | \$75.00 |
| | 4024 | 24 VOLT PLUG-IN POWER SUPPLY (1 AMP 24 VDC FOR USE WITH 1100 SERIES MAGLOCKS) | \$75.00 |
| 4200 SERIES | POWER SUPPLIES | | |
|  | <u>12/24 VDC POWER SUPPLIES</u> | | |
| | 4202 | 2 AMP POWER SUPPLY/CONTROLLER 12/24 VDC (FIELD SELECTABLE) w/ SWITCHING REGULATOR / FILTER / SURGE PROTECTION, BATTERY CHARGING CIRCUIT & FIRE ALARM RELAY FURNISHED IN 16" x 12" x 4" ELECTRICAL BOX - SEE SERIES 4200 OPTIONS | \$525.00 |
| | 4204 | 4 AMP POWER SUPPLY / CONTROLLER 12/24 VDC (FIELD SELECTABLE) SAME AS ABOVE | \$550.00 |
| 4200 SERIES | POWER SUPPLY OPTIONS | | |
|  | <u>4200 SERIES OPTIONS:</u> | | |
| | (SUFFIX) | ADD FOR LARGER ENCLOSURES AS REQUIRED TO ACCOMMODATE MULTIPLE OPTIONS BELOW | (ADD) |
| | /1518 | 15" x 18" x 4" ENCLOSURE REQUIRED TO ACCOMMODATE MULTIPLE FUSED OUTPUT BOARDS OR RELAY MODULES | \$160.00 |
| | /2024 | 20" x 24" x 5" ENCLOSURE REQUIRED TO ACCOMMODATE MULTIPLE FUSED OUTPUT BOARDS OR RELAY MODULES | \$300.00 |
| | xBAT | 12/24 VDC - 14 AMP HOUR BATTERY PACK INCLUDES 2 EACH 7 AH 12 VOLT RECHARGEABLE BATTERIES w/ HOOK-UP CABLES | \$112.00 |
| | xRM12 | RELAY MODULE w/ TWO (2) SPDT ISOLATION RELAYS | \$68.00 |
| | xRM24 | DIMENSIONS 2" LONG X 1-3/4" WIDE (SPECIFY 12 OR 24VDC) | |
| | xFO | 8-ZONE FUSED OUTPUT BOARD (POWER DISTRIBUTION) 4-1/4" LONG X 3" WIDE | \$80.00 |
| | xFO/AUX | 8-ZONE FUSED OUTPUT BOARD (POWER DISTRIBUTION) w/ AUXILIARY POWER INTERRUPT RELAY 4-1/4" LONG X 3" WIDE | \$125.00 |
| | xAO | ALARM RELAY OUTPUTS (AC POWER LOSS & LOW BATTERY ALERT) | \$60.00 |
| | xCT | ENCLOSURE COVER TAMPER SWITCH | \$50.00 |
| | xPC | 110 VAC GROUNDED POWER CORD 6'-0" LONG | \$28.00 |
| | xTERM | 10 POSITION DOUBLE ROW TERMINAL 6 1/2" LONG | \$26.00 |

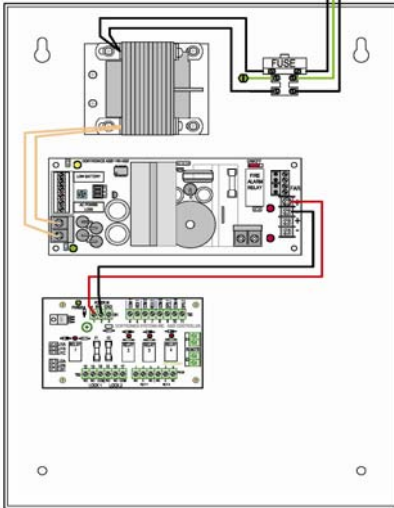


POWER SUPPLIES

| <u>PART #</u> | <u>DESCRIPTION</u> | <u>LIST PRICE</u> |
|---------------|--------------------|-------------------|
|---------------|--------------------|-------------------|

4300 SERIES MANTRAPS & INTERLOCKS

ALL 4300 INTERLOCKS ARE FACTORY PRE-CONFIGURED



RELAY LOGIC 2-DOOR INTERLOCK CONTROLS ARE OFFERED IN STANDARD CONFIGURATIONS WHICH ALLOW FOR ONE DOOR STATUS AND ONE R-E-X INPUT PLUS ONE DPDT LOCK RELAY OUTPUT PER DOOR.

A 4204 POWER SUPPLY INCLUDED IN THE NEMA ENCLOSURE PROVIDES 4 AMPS OF 12 or 24 VDC POWER FOR MAGLOCKS, STRIKES & LED's. A FIRE ALARM RELAY INPUT IS STANDARD. THE NUMBER OF LOCKS AND TOTAL CURRENT DRAW MAY REQUIRE ADDITIONAL POWER .

REQUEST MANTRAP / INTERLOCK CHECK LIST FROM FACTORY TO PROPERLY CONFIGURE 4300 CONTROLLERS

STANDARD CONFIGURATIONS

| | | |
|--------------------------------------|--|-----------------|
| 43211-U | 4300 SERIES 2 DOOR MANTRAP INTERLOCKS | |
| 43211-LU | 2-Doors – 1-Room - All Doors Normally Unlocked | \$925.00 |
| 43211-L | 2-Doors – 1-Room - 1-Door Locked & 1-Door Unlocked | |
| | 2-Doors – 1-Room - All Doors Normally Locked | |
| 4300020 | Controller board only | \$300.00 |
| COMMUNICATING BATH CONTROLLER | | |
| 43211-U | 2-Doors – 1-Room - Doors Normally Unlocked | \$975.00 |

SEE 4700 & 4900 SERIES ON FOLLOWING PAGES FOR MORE COMPLEX MANTRAP CONFIGURATIONS



POWER SUPPLIES

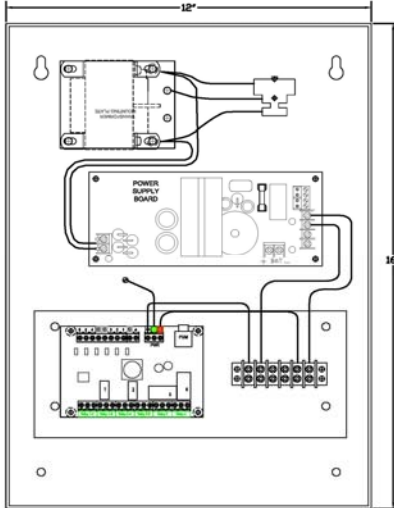
PART #

DESCRIPTION

LIST PRICE

4700 SERIES PLC MANTRAPS & INTERLOCKS

ALL 4700 INTERLOCKS ARE FACTORY PRE-PROGRAMMED



PLC BASED MULTI DOOR, INTERLOCK & MANTRAP CONTROLLERS ARE OFFERED IN STANDARD CONFIGURATIONS WHICH ALLOW FOR ONE DOOR STATUS AND ONE R-E-X INPUT PLUS ONE DPDT LOCK RELAY OUTPUT PER DOOR. A MAXIMUM OF 6-INPUTS AND 4-OUTPUTS CAPABILITY PLUS CUSTOM OPERATIONAL CHARACTERISTICS INCLUDING SEQUENCING AND TIMING MAY BE DESIGNED INTO THE UNIT UPON REQUEST.

A 4204 POWER SUPPLY INCLUDED IN THE NEMA ENCLOSURE PROVIDES 4 AMPS OF 12 or 24 VDC POWER FOR MAGLOCKS, STRIKES & LED's. A FIRE ALARM RELAY INPUT IS STANDARD. THE NUMBER OF LOCKS AND TOTAL CURRENT DRAW MAY REQUIRE ADDITIONAL POWER .

REQUEST MANTRAP / INTERLOCK CHECK LIST FROM FACTORY TO PROPERLY CONFIGURE 4700 PLC CONTROLLERS

STANDARD CONFIGURATIONS

| | | |
|--|--|-------------------|
| 4700 SERIES 2 DOOR MANTRAP INTERLOCKS | | |
| 47211-U | 2-Doors – 1-Room - All Doors Normally Unlocked | \$1,200.00 |
| 47211-LU | 2-Doors – 1-Room - 1-Door Locked & 1-Door Unlocked | |
| 47211-L | 2-Doors – 1-Room - All Doors Normally Locked | |
| 4700 SERIES 3 DOOR MANTRAP INTERLOCKS | | |
| 47311-U | 3-Doors – 1-Room - All Doors Normally Unlocked | \$1,250.00 |
| 47311-L2U | 3-Doors – 1-Room - 1-Locked & 2-Unlocked | |
| 47311-2LU | 3-Doors – 1-Room - 2-Locked - 1-Unlocked (No Lights) | |
| 47311-L | 3-Doors – 1-Room - 3-Locked (No Lights) | |
| 4700 SERIES 4 DOOR MANTRAP INTERLOCKS | | |
| 47411-U | 4-Doors – 1-Room - All Doors Normally Unlocked | \$1,375.00 |
| CUSTOM CONFIGURATION PROGRAMMING | | |
| 47000-PRGM | FACTORY PROGRAMMING TO CUSTOM APPLICATION SPECIFICATIONS | \$300/HR |

THE 4700 SERIES CONTROLLER IS LIMITED TO 6-INPUTS & 4-RELAY OUTPUTS TOTAL FOR DOOR LOCK & TRAFFIC LIGHT CONTROL.

SEE 4900 SERIES ON NEXT PAGE FOR MORE MANTRAP CONFIGURATIONS



POWER SUPPLIES

4800 SERIES

| <u>PART #</u> | <u>DESCRIPTION</u> | <u>LIST PRICE</u> |
|---------------|---|-------------------|
| | ***NEW USER CONFIGURED INTERLOCKS*** | |

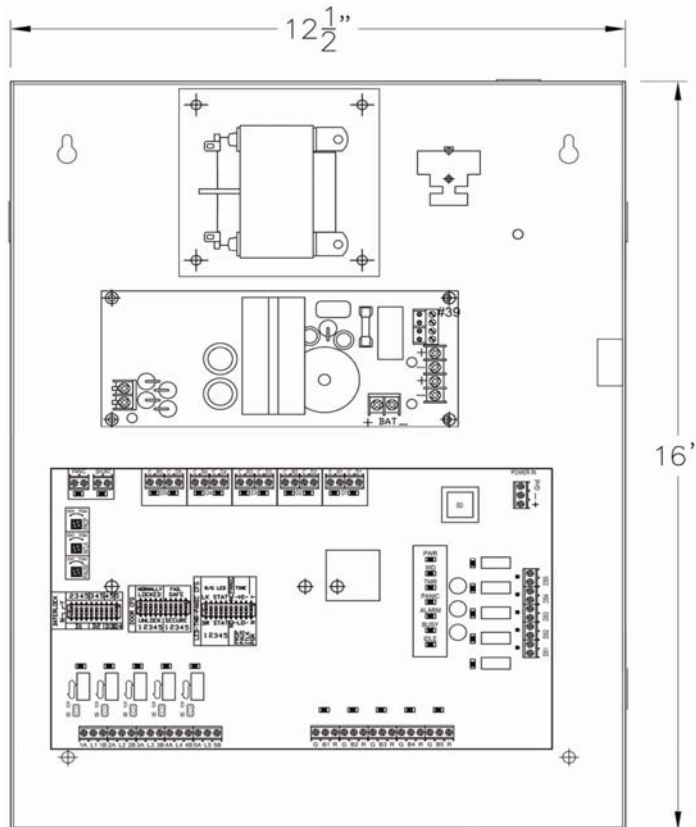
4800 INTERLOCKS ARE FIELD PROGRAMMABLE

THE 4805 MANTRAP CONTROLLER ALLOWS THE USER TO INTERLOCK FROM TWO TO FIVE DOORS IN ANY COMBINATION AND CONFIGURE THE DOORS FOR LOCKED OR UNLOCKED, FAIL SAFE OR FAIL SECURE OPERATION IN THE FIELD. THE PLC BASED LOGIC GIVES THE INSTALLER COMPLETE CONTROL OVER THE INTERLOCK FUNCTIONS. EACH DOOR IN THE MANTRAP HAS AN INDEPENDENT CONTROL RELAY WITH OVERCURRENT PROTECTION BY FUSE AND WET OR DRY CONTACT SELECTOR. EACH DOOR ALSO HAS A DEDICATED TRAFFIC LIGHT OUTPUT THAT IS POWERED FOR DIRECT CONNECTION TO INDICATORS, A DEDICATED DOOR STATUS RELAY, A DOOR POSITION INPUT AS WELL AS A R-E-X INPUT FOR NORMALLY LOCKED DOORS.

THE SYSTEM FEATURES AN EMERGENCY UNLOCK FOR ALL DOORS WITH AN ALARM, AN INTERLOCK VIOLATION ALARM, AN ADJUSTABLE DOOR PROPPED OPEN TIMER, A PAUSE TIMER (TO ALLOW FOR AIR PURGE, AIR EQUALIZATION OR WASH-DOWN) AND A PANIC RELEASE TIMER.

THE INTERLOCK FUNCTION HAS A SHUNT INPUT THAT DEFEATS THE INTERLOCK FOR DAY/NIGHT MODE, BUT LEAVES THE ACCESS CONTROL SETTINGS UNAFFECTED.

A 4204 POWER SUPPLY INCLUDED IN A NEMA ENCLOSURE PROVIDES 4 AMPS OF 12 or 24 VDC POWER FOR MAGLOCKS, STRIKES & LED's. A FIRE ALARM RELAY INPUT IS STANDARD. THE NUMBER OF LOCKS AND TOTAL CURRENT DRAW MAY REQUIRE ADDITIONAL POWER .



4800 SERIES 2-5 DOOR MANTRAP INTERLOCKS

| | | |
|--------------|---|-------------------|
| 48501 | MOUNTED IN NEMA ENCLOSURE WITH 4AMP SUPPLY UP TO 5 DOORS FIELD CONFIGURED | \$1,990.00 |
| 48500 | PLC BOARD ONLY (no enclosure) UP TO 5 DOORS FIELD CONFIGURED | \$1,250.00 |

SEE 4900 SERIES ON NEXT PAGE FOR MORE INTERLOCK CONFIGURATIONS



POWER SUPPLIES


PART #

DESCRIPTION

LIST PRICE

4900 SERIES PLC MANTRAPS & INTERLOCKS

ALL 4900 INTERLOCKS ARE FACTORY PRE-PROGRAMMED



PLC BASED MULTI ROOM / MULTI DOOR, INTERLOCK & MANTRAP CONTROLLERS ARE OFFERED IN STANDARD CONFIGURATIONS WHICH ALLOW FOR ONE DOOR STATUS AND ONE R-E-X INPUT PLUS ONE DPDT LOCK RELAY OUTPUT PER DOOR. ADDITIONAL INPUT AND OUTPUT CAPABILITY PLUS CUSTOM OPERATIONAL CHARACTERISTICS INCLUDING SEQUENCING AND TIMING MAY BE DESIGNED INTO THE UNIT UPON REQUEST.
UP TO 120 TOTAL DOORS MAY BE CONFIGURED

A 4204 POWER SUPPLY INCLUDED IN THE NEMA ENCLOSURE PROVIDES 4 AMPS OF 12 or 24 VDC POWER FOR MAGLOCKS, STRIKES & LED's. A FIRE ALARM RELAY INPUT IS STANDARD. DEPENDENT UPON THE NUMBER OF LOCKS AND TOTAL CURRENT DRAW, ADDITIONAL POWER MAY BE REQUIRED.

REQUEST MANTRAP / INTERLOCK CHECK LIST FROM FACTORY TO PROPERLY CONFIGURE 4900 PLC CONTROLLERS

STANDARD CONFIGURATIONS

| | | |
|-----------|--|------------|
| | 4900 SERIES 2 DOOR MANTRAP INTERLOCKS | |
| 49211-U | 2-Doors – 1-Room - All Doors Normally Unlocked | \$2,350.00 |
| 49211-L | 2-Doors – 1-Room - All Doors Normally Locked | |
| | 4900 SERIES 3 DOOR MANTRAP INTERLOCKS | |
| 49311-U | 3-Doors – 1-Room - All Doors Normally Unlocked | \$2,550.00 |
| 49311-L | 3-Doors – 1-Room - All Doors Normally Locked | |
| 49311-LU | 3-Doors – 1-Room - Doors Locked & Unlocked | |
| | 4900 SERIES 4 DOOR MANTRAP INTERLOCKS | |
| 49411D-U | 4-Doors – 1-Room - All Doors Normally Unlocked | \$3,500.00 |
| 49411D-L | 4-Doors – 1-Room - All Doors Normally Locked | |
| 49411D-LU | 4-Doors – 1-Room - Doors Locked & Unlocked | |

*****MANY OTHER CONFIGURATIONS AVAILABLE CONTACT FACTORY***
OVER 4 DOORS & UP TO 120 DOORS CONTACT THE FACTORY FOR A QUOTE AS THESE
WILL BE CUSTOM CONFIGURED TO YOUR SPECIFICATIONS**

| | | |
|------------|--|----------|
| (SUFFIX) | PROGRAMMABLE I.O. WITH NUMERIC DISPLAY | (ADD) |
| | USER SELECTABLE MULTIFUNCTION PROGRAM | |
| | TIMER ALLOWS CUSTOM CONFIGURATION OF | |
| XDSP | INPUT/OUTPUT & TIMING FUNCTIONS | \$575.00 |
| | CUSTOM CONFIGURATION PROGRAMMING | |
| 49000-PRGM | FACTORY PROGRAMMING TO CUSTOM APPLICATION SPECIFICATIONS | \$300/HR |


("DOORS" REFERS TO EACH OPENING WHICH MAY BE A PAIR OF DOORS)



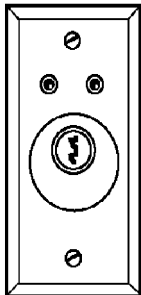
ACTUATORS

5100 SERIES

KEY SWITCH CONTROLS



5141-25



N5141-25XLXK

| <u>PART #</u> | <u>DESCRIPTION</u> | <u>LIST PRICE</u> |
|---|---|-------------------------|
| 5141 SERIES KEY SWITCHES (LESS CYLINDER) | | |
| 5141-23 | FORM Z-DELAY ACTION KEY SWITCH ON SINGLE GANG PLATE (PNEUMATIC TIME DELAY) | \$280.00 |
| 5141-24 | DPDT ALTERNATE ACTION KEY SWITCH ON SINGLE GANG PLATE | \$126.00 |
| 5141-25 | DPDT MOMENTARY ACTION KEY SWITCH ON SINGLE GANG PLATE | \$114.00 |
| 5141-2/24 | TWO POSITION KEY SWITCH ON SINGLE GANG PLATE w/ 2-DPDT MAINTAINED ACTION CONTACT SWITCHES | \$179.00 |
| 5141-2/25 | TWO POSITION KEY SWITCH ON SINGLE GANG PLATE w/ 2-DPDT MOMENTARY ACTION CONTACT SWITCHES | \$155.00 |
| (MOUNTING KIT INCLUDES CYLINDER NUT, PIN HEX SCREWS AND PIN HEX ALLEN WRENCH) | | |
| (SUFFIX) | | |
| xK | 5141 KEY SWITCH OPTIONS (ADD TO ABOVE): STANDARD 1-1/8" MORTISE CYLINDER & 2 KEYS | (ADD) \$40.00 |
| xKNR | CYLINDER WITH KEY NON-REMOVABLE IN "ON" POSITION (single switch Mom. configuration only) | \$50.00 |
| xP15 | ADD SPDT PUSH BUTTON SWITCH | \$28.00 |
| xCS | ADD DC PIEZO SOUNDER (REQUIRES 2-GANG PLATE) | \$30.00 |
| xL | ADD 1 LED (BICOLOR RED / GREEN) | \$14.00 |
| xCT | ADD 1 SPDT COVER TAMPER SWITCH | \$44.00 |
| (SUFFIX) | | |
| xUS26 | 5141 KEY SWITCH FINISHES POLISHED CHROME | (ADD) \$40.00 |
| xUS3 | POLISHED BRASS FINISH | \$40.00 |
| xUS4 | SATIN BRASS FINISH | \$40.00 |
| (PREFIX) | | |
| N | WITH NARROW 1-3/4" SWITCH PLATE | \$6.00 |
| D | WITH DOUBLE GANG SWITCH PLATE | \$12.00 |
| WR | WITH WEATHER RESISTANT SWITCH PLATE (1-GANG) | \$8.00 |

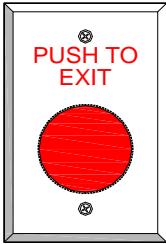
SEE #5240 SERIES & #7286 DOOR PROP ALARMS FOR OTHER KEY SWITCH CONFIGURATIONS



ACTUATORS

5210 SERIES

EXIT PUSH BUTTONS



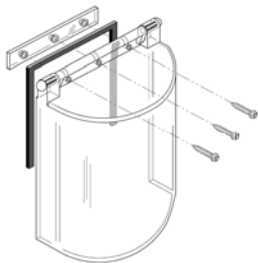
5211-MP23XE1



5216-MP23XE3



5211-MP23KRXE2



5210/COV

(ORDER AS LINE ITEM)----

| <u>PART #</u> | <u>DESCRIPTION</u> | <u>LIST PRICE</u> |
|--|---|-------------------|
| 5211 PUSH BUTTONS 1-9/16" DIA | | |
| 5211-MP23/* | 1-9/16" DIA. MUSHROOM PUSH BUTTON (SPECIFY CAP COLOR) w/ DPST MOMENTARY (1-NO & 1-NC CONTACT) MOUNTED ON SINGLE GANG PLATE | \$118.00 |
| 5211-MP24/* | 1-9/16" DIA. MUSHROOM BUTTON (SPECIFY CAP COLOR) w/ DPST ALT ACTION (1-NO & 1-NC CONTACT) MOUNTED ON SINGLE GANG PLATE | \$160.00 |
| 5211-MP23PP/* | 1-9/16" DIA. MUSHROOM PUSH-PULL BUTTON (RED CAP) w/ DPST ALT ACTION (1-NO & 1-NC CONTACT) MOUNTED ON SINGLE GANG PLATE | \$146.00 |
| 5211-LMP23 | 1-9/16" DIA. ILLUMINATED PUSH BUTTON (RED CAP) w/ DPST MOMENTARY ACTION (1-NO & 1-NC CONTACT) MOUNTED ON SINGLE GANG PLATE | \$185.00 |
| 5211-MP23DA/* | 1-9/16"DIA. MUSHROOM PUSH BUTTON (SPECIFY CAP COLOR) w/PNEUMATIC 2-60 DELAY (FORM Z) | \$336.00 |
| 5216 PALM BUTTONS 2-3/8" DIA | | |
| 5216-MP23/* | 2-3/8" DIA. PALM BUTTON (SPECIFY CAP COLOR) w/ DPST MOMENTARY (1-NO & 1-NC CONTACT) | \$130.00 |
| 5216-MP24/* | 2-3/8" DIA. PALM BUTTON (SPECIFY CAP COLOR) w/ DPST ALT ACTION (1-NO & 1-NC CONTACT) MOUNTED ON SINGLE GANG PLATE | \$175.00 |
| 5216-MP23PP | 2-3/8" DIA. PALM BUTTON (RED CAP) PUSH-PULL W/ DPST ALT ACTION (1-NO & 1-NC CONTACT) | \$156.00 |
| 5216-MP23DA/* | 2-3/8" DIA. PALM BUTTON (SPECIFY CAP COLOR) W/ PNEUMATIC 2-60 SEC. DELAY (FORM Z) | \$346.00 |
| 5211/16 LATCHING BUTTONS WITH KEY RESET | | |
| 5211-MP23/KR | 1-9/16" DIA. DURESS PUSH BUTTON (RED CAP) DPST LATCHING/ KEY RESET (1-NO & 1-NC CONTACT) ON SINGLE GANG PLATE | \$250.00 |
| 5216-MP23/KR | 2-3/8" DIA. DURESS PUSH BUTTON (RED CAP) DPST LATCHING WITH KEY RESET (1-NO & 1-NC CONTACT) ON SINGLE GANG PLATE | \$262.00 |
| 5211-028L | 28 VOLT LAMPS- PKG. OF 4 | \$16.00 |
| 5211 & 5216 PUSH BUTTON OPTIONS: | | |
| <u>(SUFFIX)</u> | | <u>(ADD)</u> |
| /R | * DESIGNATES RED CAP | 'N/C |
| /G | * DESIGNATES GREEN CAP (NON STOCK ITEM) | 'N/C |
| /B | * DESIGNATES BLACK CAP | 'N/C |
| /BU | * DESIGNATES BLUE CAP (NON STOCK ITEM) | \$10.00 |
| -02CB | ADDITIONAL NO CONTACT BLOCK (Requires 2-3/4" | \$18.00 |
| -03CB | ADDITIONAL NC CONTACT BLOCK deep back box) | \$18.00 |
| xL | ADD 1 LED BLACK BEZEL (BI-COLOR RED/GREEN) | \$14.00 |
| xAT | ADJUSTABLE 1-60 SEC. TIMER DPDT OUTPUT | \$70.00 |
| xFT | FIXED 30 SECOND TIMER DPDT RELAY OUTPUT | \$70.00 |
| XTS | TAMPER PROOF SCREWS & HEX KEY | \$12.00 |
| <u>(SUFFIX)</u> | <u>ENGRAVING OPTIONS (RED TEXT)</u> | <u>(ADD)</u> |
| xE1 | S/S PLATE ENGRAVED "PUSH TO EXIT" | \$18.00 |
| xE2 | S/S PLATE ENGRAVED "PANIC" | \$18.00 |
| xE3 | S/S PLATE ENGRAVED "EMERGENCY RELEASE" | \$18.00 |
| xE4 | S/S PLATE ENGRAVED "PUSH TO RELEASE" | \$18.00 |
| xE5 | ENGRAVED "PULL TO RELEASE" | \$18.00 |
| xE6 | PER PLATE FEE AFTER SET UP | \$24.00 |
| XE6SETUP | CUSTOM ENGRAVING 1 SET UP FEE PER RUN | \$60.00 |
| XHCP | HANDICAP LOGO BLUE ENGRAVING | \$40.00 |
| <u>(PREFIX)</u> | 5210 SERIES SWITCH PLATE OPTIONS | <u>(ADD)</u> |
| WR | WEATHER RESISTANT 1-GANG PLATE | \$8.00 |
| D | DOUBLE GANG SWITCH PLATE | \$12.00 |
| N | NARROW 1-3/4" PLATE FOR FRAME MOUNTING | \$6.00 |
| 5210/COV | ANTI TAMPER PLEXIGLAS BUTTON COVER | \$55.00 |



ACTUATORS

5215 SERIES

| <u>PART #</u> | <u>DESCRIPTION</u> | <u>LIST PRICE</u> |
|---------------|--------------------|-------------------|
|---------------|--------------------|-------------------|

SQUARE EXIT PUSH BUTTONS

5215 ILLUMINATED SQUARE PUSH BUTTONS




5215-SPBxE1

| | | |
|----------|---|---------|
| 5215-SPB | 1-1/2" ILLUMINATED SQUARE PUSH BUTTON (GREEN COLOR CAP ONLY) w/ SPDT MOMENTARY SWITCH CONTACTS MOUNTED ON SS SINGLE GANG PLATE LAMP BULBS ARE RATED @ 28VDC MAX | \$64.00 |
|----------|---|---------|

| | | |
|-------------|---|---------|
| 5215-SPBxE1 | 1-1/2" ILLUMINATED SQUARE PUSH BUTTON "PUSH TO EXIT" LETTERING ON GREEN CAP w/ SPDT MOMENTARY SWITCH CONTACTS MOUNTED ON SS SINGLE GANG PLATE | \$68.00 |
|-------------|---|---------|

| | | |
|-------------|---|---------|
| 5215-SPBxE3 | 1-1/2" ILLUMINATED SQUARE PUSH BUTTON "EXIT" LETTERING ON GREEN CAP w/ SPDT MOMENTARY SWITCH CONTACTS MOUNTED ON SS SINGLE GANG PLATE | \$68.00 |
|-------------|---|---------|

| | | |
|------------|--|---------|
| 5215-SPBxL | 1-1/2" ILLUMINATED SQUARE PUSH BUTTON (GREEN CAP ONLY) w/ SPDT MOMENTARY SWITCH CONTACTS & BICOLOR LED MOUNTED ON SS SINGLE GANG PLATE | \$76.00 |
|------------|--|---------|



5215-SPBxLxE3

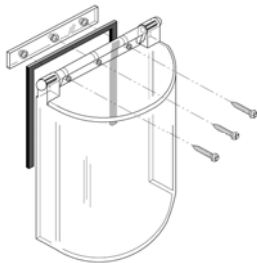
| | | |
|---------------|---|---------|
| 5215-SPBxLxE1 | 1-1/2" ILLUMINATED SQUARE PUSH BUTTON "PUSH TO EXIT" LETTERING ON GREEN CAP w/ SPDT MOMENTARY SWITCH CONTACTS & BICOLOR LED MOUNTED ON SS SINGLE GANG PLATE | \$80.00 |
|---------------|---|---------|

| | | |
|---------------|---|---------|
| 5215-SPBxLxE3 | 1-1/2" ILLUMINATED SQUARE PUSH BUTTON "EXIT" LETTERING ON GREEN CAP w/ SPDT MOMENTARY SWITCH CONTACTS & BICOLOR LED MOUNTED ON SS SINGLE GANG PLATE | \$80.00 |
|---------------|---|---------|

| | | |
|-----------|---------------------------------|--------|
| 5215-028L | 28 VOLT DC MAX REPLACEMENT LAMP | \$6.00 |
|-----------|---------------------------------|--------|

| | | |
|-----------------|---|--------------|
| <u>(SUFFIX)</u> | | <u>(ADD)</u> |
| xAT | 1-60 SECOND TIMER DPDT RELAY OUTPUT | \$70.00 |
| xFT | FIXED 30 SECOND TIMER DPDT RELAY OUTPUT | \$70.00 |

SHOWN BELOW



5210/COV

| | | |
|----------|--|---------|
| 5210/COV | <u>ANTI TAMPER PLEXIGLAS BUTTON COVER</u> PROTECTS PUSH BUTTON FROM BEING ACCIDENTALLY ACTUATED MOUNTS OVER SINGLE GANG SWITCH. 6-1/2"HIGH x 4"WIDE OVERALL | \$55.00 |
|----------|--|---------|

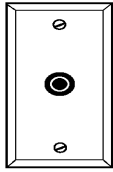


ACTUATORS

5220 SERIES

PART # DESCRIPTION LIST PRICE

DELAYED ACTION PUSH BUTTONS




5221-P23DA

(ORDER AS LINE ITEM)----

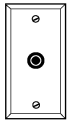
| | | |
|--|--|----------|
| <u>5221 PNEUMATIC DELAY PUSH BUTTON</u> | | |
| 5221-P23DA | PNEUMATIC TIME DELAY PUSH BUTTON SWITCH | \$265.00 |
| <u>(SUFFIX)</u> | | |
| xUS3 | POLISHED BRASS PLATE | \$40.00 |
| xUS4 | SATIN BRASS PLATE | \$40.00 |
| xL | ADD 1 LED BLACK BEZEL (BICOLOR RED / GREEN) | \$20.00 |
| <u>ENGRAVING OPTIONS</u> | | |
| xE1 | S/S PLATE ENGRAVED "PUSH TO EXIT" | \$18.00 |
| xE2 | S/S PLATE ENGRAVED "PANIC" | \$18.00 |
| xE3 | S/S PLATE ENGRAVED "EMERGENCY RELEASE" | \$18.00 |
| xE4 | S/S PLATE ENGRAVED "PUSH TO RELEASE" | \$18.00 |
| xE6 | PER PLATE FEE AFTER SET UP | \$24.00 |
| XE6SETUP | CUSTOM ENGRAVING 1 SET UP FEE PER RUN | \$60.00 |
| <u>(PREFIX)</u> | | |
| N | <u>5221 NARROW SWITCH PLATE OPTIONS</u> ADD NARROW 1-3/4" PLATE FOR FRAME MOUNTING | \$6.00 |

5230 SERIES

SNAP ACTION PUSH BUTTONS



5231-P15

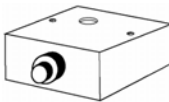


N5231-P15

| | | |
|--|--|--------------------------------|
| <u>5231 PUSH BUTTONS 3/8" DIAMETER</u> | | |
| 5231-P15 | 1 SPDT MOMENTARY PUSH BUTTON (1-GANG PLATE) | \$58.00 |
| 5231-2P15 | 2 SPDT MOMENTARY PUSH BUTTON (1-GANG PLATE) | \$82.00 |
| 5231-3P15 | 3 SPDT MOMENTARY PUSH BUTTON (1-GANG PLATE) | \$112.00 |
| <u>ENGRAVING OPTIONS SAME AS 5221 ABOVE</u> | | |
| <u>(SUFFIX)</u> | | |
| xL | <u>5231 SWITCH OPTIONS (ADD):</u> ADD 1 LED BLACK BEZEL (BICOLOR RED / GREEN) | <u>(ADD)</u> \$20.00 |
| <u>(PREFIX)</u> | | |
| N | <u>5231 NARROW SWITCH PLATE OPTIONS</u> ADD NARROW 1-3/4" PLATE FOR FRAME MOUNTING | \$6.00 |
| D | ADD DOUBLE GANG SWITCH PLATE | \$12.00 |

5236 SERIES

SNAP ACTION MINI BOX



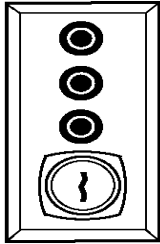
5236-P15

| | | |
|---|--|--------------------------------|
| <u>5236 PUSH BUTTONS ON MINI-BOX CONSOLE</u> | | |
| 2-1/2 LONG X 2 WIDE X 1" HIGH | | |
| 5236-P14 | 1 SPDT MAINTAINED BUTTON MINI-BOX MOUNTED | \$86.00 |
| 5236-2P14 | 2 SPDT MAINTAINED BUTTONS MINI-BOX MOUNTED | \$110.00 |
| 5236-3P14 | 3 SPDT MAINTAINED BUTTONS MINI-BOX MOUNTED | \$138.00 |
| 5236-P15 | 1 SPDT MOMENTARY BUTTON MINI-BOX MOUNTED | \$86.00 |
| 5236-2P15 | 2 SPDT MOMENTARY BUTTONS MINI-BOX MOUNTED | \$110.00 |
| 5236-3P15 | 3 SPDT MOMENTARY BUTTONS MINI-BOX MOUNTED | \$138.00 |
| 5236-P24 | 1 DPDT MAINTAINED BUTTON MINI-BOX MOUNTED | \$116.00 |
| 5236-2P24 | 2 DPDT MAINTAINED BUTTONS MINI-BOX MOUNTED | \$170.00 |
| 5236-3P24 | 3 DPDT MAINTAINED BUTTONS MINI-BOX MOUNTED | \$228.00 |
| 5236-P25 | 1 DPDT MOMENTARY BUTTON MINI-BOX MOUNTED | \$111.00 |
| 5236-2P25 | 2 DPDT MOMENTARY BUTTONS MINI-BOX MOUNTED | \$160.00 |
| 5236-3P25 | 3 DPDT MOMENTARY BUTTONS MINI-BOX MOUNTED | \$213.00 |
| 5236-T24 | 1 DPDT MAINTAINED TOGGLE MINI-BOX MOUNTED | \$116.00 |
| <u>HEAVY DUTY ALL METAL BUTTONS</u> | | |
| 5236-P24-H | 1 DPDT MAINTAINED BUTTON MINI-BOX MOUNTED | \$140.00 |
| 5236-2P24-H | 2 DPDT MAINTAINED BUTTONS MINI-BOX MOUNTED | \$190.00 |
| 5236-3P24-H | 3 DPDT MAINTAINED BUTTONS MINI-BOX MOUNTED | \$243.00 |
| 5236-P25-H | 1 DPDT MOMENTARY BUTTON MINI-BOX MOUNTED | \$140.00 |
| 5236-2P25-H | 2 DPDT MOMENTARY BUTTONS MINI-BOX MOUNTED | \$190.00 |
| 5236-3P25-H | 3 DPDT MOMENTARY BUTTONS MINI-BOX MOUNTED | \$243.00 |
| <u>(SUFFIX)</u> | | |
| xL | <u>SWITCH OPTIONS (ADD TO ABOVE):</u> ADD 1 LED (BICOLOR RED / GREEN) 2P-15 ONLY | <u>(ADD)</u> \$20.00 |
| xL2 | ADD 2 LEDS (BICOLOR RED / GREEN) P-15 ONLY | \$28.00 |

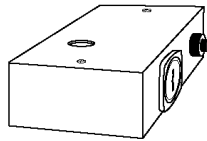


ACTUATORS

5240 SERIES



5241-K24x3P



5246-K24xP15


| PART # | DESCRIPTION | LIST PRICE |
|--|---|------------|
| ELECTRICAL KEY SWITCH CONTROLS | | |
| <u>5241 KEY SWITCHES ON SINGLE GANG PLATE</u> | | |
| 5241-K12 | SP N.O. MOM KEY REMOVABLE ONE POSITION | \$80.00 |
| 5241-K24 | SPDT-MAINTAIN KEY REMOVABLE TWO POSITIONS | \$70.00 |
| 5241-K331 | DPDT MAINT. KEY REMOVABLE IN ONE POSITION | \$110.00 |
| 5241-K332 | DPDT MAINT. KEY REMOVABLE IN TWO POSITIONS | \$110.00 |
| 5241-K65-HS | SPDT-HIGH SECURITY KEY REMOVABLE 2 POSITIONS | \$275.00 |
| 5246000K | SPARE KEY SPECIFY K24 THRU K332 | \$10.00 |
| 52400065 | SPARE KEY SPECIFY K65-HS | \$40.00 |
| D (Prefix) | DOUBLE GANG SWITCH PLATE | \$20.00 |
| <u>5246 KEY SWITCH ON MINI-BOX CONSOLE</u> | | |
| 3-3/4 LONG X 2-1/2 WIDE X 1-1/2" HIGH | | |
| 5246-K24 | SPDT KEY SWITCH KEY REMOVABLE IN TWO POSITIONS ADD PUSH BUTTONS BELOW AS REQUIRED (3/8" DIA) | \$125.00 |
| 5246-2K24 | DUAL SPDT KEY SWITCHES KEY REMOVABLE IN TWO POSITIONS ADD MAX 2 PUSH BUTTONS BELOW AS REQUIRED (3/8" DIA) | \$175.00 |
| 5246-K331 | DPDT KEY SWITCH KEY REMOVABLE IN ONE POSITION ADD PUSH BUTTONS BELOW AS REQUIRED (3/8" DIA) | \$205.00 |
| 5246-K332 | DPDT KEY SWITCH KEY REMOVABLE IN TWO POSITIONS ADD PUSH BUTTONS BELOW AS REQUIRED (3/8" DIA) | \$205.00 |
| 5246-K65-HS | SPDT HIGH SECURITY KEY SWITCH KEY REMOVABLE IN ONE POSITION ADD PUSH BUTTONS BELOW AS REQUIRED (3/8" DIA) | \$290.00 |
| (SUFFIX) | <u>5246 SWITCH OPTIONS (ADD TO ABOVE)</u> | (ADD) |
| ANY COMBINATION OF 4 LED's OR PUSH BUTTONS MAY BE COMBINED w/ 1 KEY SWITCH | | |
| LEDS | | |
| xL | ADD 1 LED BLACK BEZEL (BICOLOR RED / GREEN) | \$14.00 |
| xL2 | ADD 2 LEDS BLACK BEZEL (BICOLOR RED / GREEN) | \$22.00 |
| xL3 | ADD 3 LEDS BLACK BEZEL (BICOLOR RED / GREEN) | \$30.00 |
| SPDT MAINTAINED BUTTONS | | |
| xP14 | ADD ONE SPDT MAINTAINED BUTTON | \$25.00 |
| x2P14 | ADD TWO SPDT MAINTAINED BUTTONS | \$50.00 |
| x3P14 | ADD THREE SPDT MAINTAINED BUTTONS | \$75.00 |
| x4P14 | ADD FOUR SPDT MAINTAINED BUTTONS | \$100.00 |
| SPDT MOMENTARY BUTTONS | | |
| xP15 | ADD ONE SPDT MOM PUSH BUTTON | \$25.00 |
| x2P15 | ADD TWO SPDT MOM PUSH BUTTONS | \$50.00 |
| x3P15 | ADD THREE SPDT MOM PUSH BUTTONS | \$75.00 |
| x4P15 | ADD FOUR SPDT MOM PUSH BUTTONS | \$100.00 |
| DPDT MOMENTARY BUTTONS | | |
| xP25 | ADD ONE DPDT MOMENTARY BUTTON | \$50.00 |
| x2P25 | ADD TWO DPDT MOMENTARY BUTTONS | \$100.00 |
| x3P25 | ADD THREE DPDT MOMENTARY BUTTONS | \$150.00 |
| x4P25 | ADD FOUR DPDT MOMENTARY BUTTONS | \$200.00 |
| DPDT MAINTAINED BUTTONS | | |
| xP24 | ADD ONE DPDT MAINTAINED BUTTON | \$55.00 |
| x2P24 | ADD TWO DPDT MAINTAINED BUTTONS | \$110.00 |
| x3P24 | ADD THREE DPDT MAINTAINED BUTTONS | \$165.00 |
| x4P24 | ADD FOUR DPDT MAINTAINED BUTTONS | \$220.00 |
| HEAVY DUTY ALL METAL BUTTONS | | |
| xP24-H | ADD 1 DPDT MAINTAINED HEAVY DUTY BUTTON | \$80.00 |
| x2P24-H | ADD 2 DPDT MAINTAINED HEAVY DUTY BUTTONS | \$160.00 |
| xP25-H | ADD 1 DPDT MOMENTARY HEAVY DUTY BUTTON | \$80.00 |
| x2P25-H | ADD 2 DPDT MOMENTARY HEAVY DUTY BUTTONS | \$160.00 |
| xT24 | ADD 1 DPDT MAINTAINED TOGGLE | \$55.00 |



ACTUATORS

5276 SERIES

| <u>PART #</u> | <u>DESCRIPTION</u> | <u>LIST PRICE</u> |
|---------------|--------------------|-------------------|
|---------------|--------------------|-------------------|



WR5276-HD28

| | | |
|-------------|---|----------|
| WR5276-HD28 | 3/4" ROUND STAINLESS BUTTON WEATHER PROOF IP65 w/ DPST MAINTAIN (1-NO & 1-NC CONTACT) MOUNTED ON SINGLE GANG SS PLATE | \$175.00 |
|-------------|---|----------|

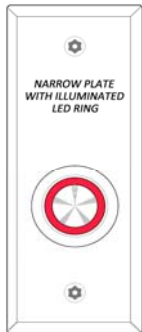
| | | |
|-------------|--|----------|
| WR5276-HD29 | 3/4" ROUND STAINLESS BUTTON WEATHER PROOF IP65 w/ DPST MOMENTARY (1-NO & 1-NC CONTACT) MOUNTED ON SINGLE GANG SS PLATE | \$175.00 |
|-------------|--|----------|

1 GANG ILLUMINATED WR5276 SS BUTTONS

| | | |
|---------------------|---|----------|
| WR5276-HD28 xLRG | 3/4" ROUND STAINLESS BUTTON w/ ILLUMINATED LED RING WEATHER PROOF IP65 w/ DPST MAINTAIN (1-NO & 1-NC CONTACT) 1 GANG SS PLATE | \$185.00 |
|---------------------|---|----------|

| | | |
|---------------------|--|----------|
| WR5276-HD29 xLRG | 3/4" ROUND STAINLESS BUTTON w/ ILLUMINATED LED RING WEATHER PROOF IP65 w/ DPST MOMENTARY (1-NO & 1-NC CONTACT) 1 GANG SS PLATE | \$185.00 |
|---------------------|--|----------|

NARROW WR5276 SS BUTTONS



NWR5276-HD28xLRG

| | | |
|--------------|---|----------|
| NWR5276-HD28 | 3/4" ROUND STAINLESS BUTTON WEATHER PROOF IP65 w/ DPST MAINTAIN (1-NO & 1-NC CONTACT) MOUNTED ON NARROW 1-3/4" SS PLATE | \$181.00 |
|--------------|---|----------|

| | | |
|--------------|--|----------|
| NWR5276-HD29 | 3/4" ROUND STAINLESS BUTTON WEATHER PROOF IP65 w/ DPST MOMENTARY (1-NO & 1-NC CONTACT) MOUNTED ON NARROW 1-3/4" SS PLATE | \$181.00 |
|--------------|--|----------|

NARROW ILLUMINATED 5276 SS BUTTONS

| | | |
|----------------------|---|----------|
| NWR5276-HD28 xLRG | 3/4" ROUND STAINLESS BUTTON w/ ILLUMINATED LED RING WEATHER PROOF IP65 w/ DPST MAINTAIN (1-NO & 1-NC CONTACT) MOUNTED ON NARROW 1-3/4" SS PLATE | \$191.00 |
|----------------------|---|----------|

| | | |
|----------------------|--|----------|
| NWR5276-HD29 xLRG | 3/4" ROUND STAINLESS BUTTON w/ ILLUMINATED LED RING WEATHER PROOF IP65 w/ DPST MOMENTARY (1-NO & 1-NC CONTACT) MOUNTED ON NARROW 1-3/4" SS PLATE | \$191.00 |
|----------------------|--|----------|

| | | |
|-----------------|--|--------------|
| <u>(SUFFIX)</u> | | <u>(ADD)</u> |
|-----------------|--|--------------|

| | | |
|-----|-------------------------------------|---------|
| xAT | 1-60 SECOND TIMER DPDT RELAY OUTPUT | \$70.00 |
|-----|-------------------------------------|---------|

| | | |
|-----|---|---------|
| xFT | FIXED 30 SECOND TIMER DPDT RELAY OUTPUT | \$70.00 |
|-----|---|---------|

| | | |
|-----------------|--|--|
| <u>(PREFIX)</u> | | |
|-----------------|--|--|

| | | |
|---|--------------------------|---------|
| D | DOUBLE GANG SWITCH PLATE | \$20.00 |
|---|--------------------------|---------|

| | | |
|-----------------|--------------------------|--|
| <u>(SUFFIX)</u> | <u>ENGRAVING OPTIONS</u> | |
|-----------------|--------------------------|--|

| | | |
|-----|-------------------------------|---------|
| xE1 | PLATE ENGRAVED "PUSH TO EXIT" | \$18.00 |
|-----|-------------------------------|---------|

| | | |
|-----|------------------------|---------|
| xE2 | PLATE ENGRAVED "PANIC" | \$18.00 |
|-----|------------------------|---------|

| | | |
|-----|------------------------------------|---------|
| xE3 | PLATE ENGRAVED "EMERGENCY RELEASE" | \$18.00 |
|-----|------------------------------------|---------|

| | | |
|-----|----------------------------------|---------|
| xE4 | PLATE ENGRAVED "PUSH TO RELEASE" | \$18.00 |
|-----|----------------------------------|---------|

| | | |
|-----|---|---------|
| xE5 | PLATE ENGRAVED "EMERGENCY DOOR RELEASE" | \$18.00 |
|-----|---|---------|

| | | |
|-----|----------------------------|---------|
| xE6 | PER PLATE FEE AFTER SET UP | \$24.00 |
|-----|----------------------------|---------|

| | | |
|----------------------------------|---------------------------------------|---------|
| (ORDER AS LINE ITEM)--- XE6SETUP | CUSTOM ENGRAVING 1 SET UP FEE PER RUN | \$60.00 |
|----------------------------------|---------------------------------------|---------|

| | | |
|------|------------------------------|---------|
| XHCP | HANDICAP LOGO BLUE ENGRAVING | \$40.00 |
|------|------------------------------|---------|



ACTUATORS

5276 SERIES

PART # DESCRIPTION LIST PRICE

1" DIAMETER PUSH BUTTONS



5276-MP9/BxE1



N5276-HD28xE2

5276-G SERIES 1" GUARDED PUSH BUTTONS

| | | |
|---------------|--|----------|
| 5276-GP8/* | ALTERNATE ACTION PUSH BUTTON SWITCH DPST GUARD MOUNTED ON SINGLE GANG PLATE | \$150.00 |
| 5276-GP9/* | MOMENTARY ACTION PUSH BUTTON SWITCH DPST GUARD MOUNTED ON SINGLE GANG PLATE | \$90.00 |
| 5276-GP23DA/* | PNEUMATIC 2-60 SEC. DELAY (FORM Z) GUARDED SWITCH ON SINGLE GANG BACK PLATE | \$290.00 |

5276 SERIES HEAVY DUTY PUSH BUTTONS

| | | |
|-------------|--|----------|
| 5276-HD23DA | HEAVY DUTY (VANDAL RESISTANT) 1" STEEL PUSH BUTTON PNEUMATIC 2-60 SEC. DELAY (FORM Z) ON SINGLE GANG STAINLESS STEEL BACK PLATE | \$385.00 |
| 5276-HD28 | HEAVY DUTY (VANDAL RESISTANT) 1" STEEL PUSH BUTTON ALTERNATE ACTION (DPDT) SWITCH MOUNTED ON STANDARD S/S SINGLE GANG PLATE | \$175.00 |
| 5276-HD29 | HEAVY DUTY (VANDAL RESISTANT) 1" STEEL PUSH BUTTON MOMENTARY (DPDT) SWITCH MOUNTED ON STANDARD S/S SINGLE GANG PLATE | \$175.00 |

| | | |
|-----------------|--|--------------|
| <u>(SUFFIX)</u> | <u>5276 SERIES OPTIONS ADD TO ABOVE</u> | <u>(ADD)</u> |
| xAT | ADJUSTABLE 1 - 60 SEC. TIMER DPDT OUTPUT | \$70.00 |
| xFT | FIXED 30 SECOND TIMER DPDT RELAY OUTPUT | \$70.00 |
| xL | (FOR HEAVY DUTY xHD SERIES CHROME BEZEL) | \$24.00 |
| <u>(PREFIX)</u> | | |
| N | NARROW 1-3/4" PLATE | \$6.00 |
| D | DOUBLE GANG SWITCH PLATE | \$12.00 |

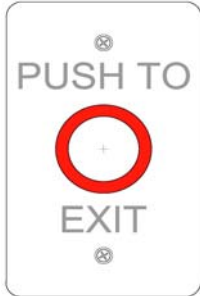
| | | |
|-----------------|--|-----|
| <u>(SUFFIX)</u> | <u>AVAILABLE ON 5276-MP & GP SERIES ONLY</u> | |
| /R | * DESIGNATES RED BUTTON CAP | N/C |
| /B | * DESIGNATES BLACK BUTTON CAP | N/C |
| /G | * DESIGNATES GREEN BUTTON CAP (NON STOCK) | N/C |

| | | |
|-----------------------------------|---|---------|
| <u>(SUFFIX)</u> | <u>ENGRAVING OPTIONS</u> | |
| xE1 | PLATE ENGRAVED "PUSH TO EXIT" | \$18.00 |
| xE2 | PLATE ENGRAVED "PANIC" | \$18.00 |
| xE3 | PLATE ENGRAVED "EMERGENCY RELEASE" | \$18.00 |
| xE4 | PLATE ENGRAVED "PUSH TO RELEASE" | \$18.00 |
| xE5 | PLATE ENGRAVED "EMERGENCY DOOR RELEASE" | \$18.00 |
| xE6 | PER PLATE FEE AFTER SET UP | \$24.00 |
| (ORDER AS LINE ITEM)---- XE6SETUP | CUSTOM ENGRAVING 1 SET UP FEE PER RUN | \$60.00 |
| XHCP | HANDICAP LOGO BLUE ENGRAVING | \$40.00 |



ACTUATORS

5277 SERIES PIEZO ELECTRIC SWITCHES



W5277-PZLXE1

W5277-PZL

5277 SERIES PIEZO ELECTRIC SWITCHES

TIME DELAY (1-40 SECOND) PIEZO SWITCH
1 SET N.O. 1 SET N.C. CONTACTS WITH ILLUMINATED
BI COLOR LED RING MOUNTED ON STANDARD
STAINLESS STEEL 1 GANG PLATE COMPLETELY
SEALED FOR WEATHER RESISTANCE

\$275.00



N5277-PZLXE3

N5277-PZL

TIME DELAY (1-40 SECOND) PIEZO SWITCH
1 SET N.O. 1 SET N.C. CONTACTS WITH ILLUMINATED
BI COLOR LED RING MOUNTED ON NARROW 1-3/4"
STAINLESS STEEL PLATE COMPLETELY SEALED FOR
WEATHER RESISTANCE

\$275.00

(SUFFIX)

5277 STOCK ENGRAVING (ADD)

xE1

ADD "PUSH TO EXIT" IN RED LETTERS (W Series only)

(ADD)

\$20.00

xE3

ADD "EXIT" IN RED LETTERS

\$20.00

5277 CUSTOM ENGRAVING (ADD)

xE6

PER PLATE FEE AFTER SET UP


\$24.00

(ORDER AS LINE ITEM)---- **XE6SETUP**

CUSTOM ENGRAVING 1 SET UP FEE PER RUN

\$60.00

5278 SERIES TOUCHLESS ELECTRIC SWITCHES



W5278-25XE1W

W5278-25

5278 SERIES TOUCHLESS ELECTRIC SWITCHES

INFRARED PROXIMITY ACTIVATED SWITCH
DOUBLE POLE DOUBLE THROW RELAY CONTACTS
WITH ILLUMINATED BI COLOR LED RING MOUNTED
ON STAINLESS STEEL 1 GANG PLATE (12VDC)

\$106.00

D5278-25

INFRARED PROXIMITY ACTIVATED SWITCH
DOUBLE POLE DOUBLE THROW RELAY CONTACTS
WITH ILLUMINATED BI COLOR LED RING MOUNTED
ON STAINLESS STEEL 2 GANG PLATE (12VDC)

\$118.00

(SUFFIX)

5278 STOCK ENGRAVING (ADD)

xE1W

ADD "WAVE TO OPEN" IN BLACK LETTERS

\$12.00

xE3

ADD "EXIT" IN BLACK LETTERS

\$12.00

5278 CUSTOM ENGRAVING (ADD)

xE6

PER PLATE FEE AFTER SET UP

\$24.00

(ORDER AS LINE ITEM)---- **XE6SETUP**

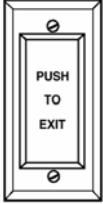

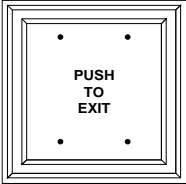
CUSTOM ENGRAVING 1 SET UP FEE PER RUN

\$60.00



ACTUATORS

5286 SERIES

| PART # | DESCRIPTION | LIST PRICE | |
|--|--|---|----------|
| PUSH PLATE SWITCHES | | | |
| <u>NARROW STYLE PUSH PLATE SWITCHES</u> | | | |
|  <p>N5286-P25xE1</p> | N5286-P24 | DPDT MAINTAINED ACTION SWITCH WITH 1-1/2" WIDE PUSH PLATE ON 1-3/4" ALUMINUM BACK PLATE | \$114.00 |
| | N5286-P25 | DPDT MOMENTARY ACTION SWITCH WITH 1-1/2" WIDE PUSH PLATE ON 1-3/4" ALUMINUM BACK PLATE | \$100.00 |
| | N5286-P23DA | PNEUMATIC 2-60 SECOND DELAY (FORM Z) SWITCH WITH 1-1/2" WIDE PUSH PLATE ON 1-3/4" ALUMINUM BACK PLATE | \$332.00 |
| | N5286-AT | ADJUSTABLE 2-60 SECOND TIMER DPDT OUTPUT | \$156.00 |
| | N5286-FT | FIXED 30 SECOND TIMER DPDT RELAY OUTPUT | \$156.00 |
| | N5286-ET | ADJUSTABLE 2-60 SEC. EXIT TIMER DPDT OUTPUT | \$220.00 |
|  <p>W5286-P25xE1</p> | <u>SINGLE GANG PUSH PLATE SWITCHES</u> | | |
| | W5286-P24 | DPDT MAINTAINED ACTION SWITCH WITH 1-1/2" WIDE PUSH PLATE ON 3" WIDE ALUMINUM BACK PLATE | \$114.00 |
| | W5286-P25 | DPDT MOMENTARY ACTION SWITCH WITH 1-1/2" WIDE PUSH PLATE ON 3" WIDE ALUMINUM BACK PLATE | \$100.00 |
| | W5286-P23DA | PNEUMATIC 2-60 SEC. DELAY (FORM Z) SWITCH WITH 1-1/2" WIDE PUSH PLATE ON 3" WIDE BACK PLATE | \$332.00 |
| | W5286-AT | ADJUSTABLE 2-60 SECOND TIMER DPDT OUTPUT | \$156.00 |
| | W5286-FT | FIXED 30 SECOND TIMER DPDT RELAY OUTPUT | \$156.00 |
| W5286-ET | ADJUSTABLE 2-60 SEC. EXIT TIMER DPDT OUTPUT | \$220.00 | |
|  <p>D5286-P25xE1</p> | <u>DOUBLE GANG PUSH PLATE SWITCHES</u> | | |
| | D5286-P24 | DPDT MAINTAINED ACTION SWITCH WITH 4" WIDE PUSH PLATE ON 4-5/8" WIDE ALUMINUM BACK PLATE | \$138.00 |
| | D5286-P25 | DPDT MOMENTARY ACTION SWITCH WITH 4" WIDE PUSH PLATE ON 4-5/8" WIDE ALUMINUM BACK PLATE | \$126.00 |
| | D5286-P23DA | PNEUMATIC 2 - 60 SEC. DELAY (FORM Z) SWITCH WITH 4" PUSH PLATE ON 4-5/8" WIDE BACK PLATE | \$356.00 |
| | D5286-AT | ADJUSTABLE 2-60 SECOND TIMER DPDT OUTPUT | \$180.00 |
| | D5286-FT | FIXED 30 SECOND TIMER DPDT RELAY OUTPUT | \$180.00 |
| D5286-ET | ADJUSTABLE 2-60 SEC. EXIT TIMER DPDT OUTPUT | \$245.00 | |
| (SUFFIX) | | | (ADD) |
| xL | ADD 1 LED BLACK BEZEL (BICOLOR RED / GREEN) RECESSED INTO PUSH PAD (NOT AVAILABLE ON "D" SERIES) | | \$28.00 |


***** PLEASE SEE PAGE 28 FOR ENGRAVING & FINISH OPTIONS*****



ACTUATORS

5286 SERIES

| <u>PART #</u> | <u>DESCRIPTION</u> | <u>LIST PRICE</u> |
|---|--|-------------------|
| ROUND PUSH PLATE SWITCHES | | |
| <u>ROUND PUSH PLATE SWITCHES</u> | | |
| R5286-P24 | DPDT MAINTAINED ACTION SWITCH WITH 2-1/2" ROUND PALM BUTTON ON 3" WIDE ALUMINUM BACK PLATE | \$120.00 |
| R5286-P25 | DPDT MOMENTARY ACTION SWITCH WITH 2-1/2" ROUND PALM BUTTON ON 3" WIDE ALUMINUM BACK PLATE | \$110.00 |
| R5286-P23DA | PNEUMATIC 2-60 SECOND DELAY (FORM Z) SWITCH WITH 2-1/2" ROUND PALM BUTTON ON 3" WIDE ALUMINUM BACK PLATE | \$332.00 |
| R5286-AT | ADJUSTABLE 2-60 SECOND TIMER DPDT OUTPUT | \$166.00 |
| R5286-FT | FIXED 30 SECOND TIMER DPDT RELAY OUTPUT | \$166.00 |
| R5286-ET | ADJUSTABLE 2-60 SEC. EXIT TIMER DPDT OUTPUT | \$245.00 |
| <u>(SUFFIX)</u> | | <u>(ADD)</u> |
| xL | ADD 1 LED BLACK BEZEL (BICOLOR RED / GREEN) | \$14.00 |



R5286-P25xE1

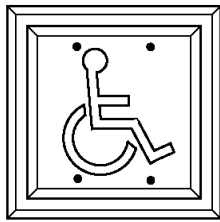
***** PLEASE SEE NEXT PAGE FOR ENGRAVING & FINISH OPTIONS*****



ACTUATORS

5286 SERIES

| <u>PART #</u> | <u>DESCRIPTION</u> | <u>LIST PRICE</u> |
|--|---|---------------------|
| CUSTOM FINISHES & ENGRAVING | | |
| <u>5286 STOCK ENGRAVING (ADD)</u> | | |
| <u>(SUFFIX)</u> | | <u>(ADD)</u> |
| xE1 | ADD "PUSH TO EXIT" IN BLACK LETTERS | \$18.00 |
| xE1R | ADD "PUSH TO EXIT" IN RED LETTERS | \$18.00 |
| xE2 | ADD "PANIC" IN RED LETTERS | \$18.00 |
| xE3 | ADD "EXIT" IN RED LETTERS | \$18.00 |
| xE4 | ADD "DOOR RELEASE" IN BLACK LETTERS | \$18.00 |
| xE5 | ADD "EMERGENCY DOOR RELEASE" IN RED LETTERS | \$20.00 |
| xE6 | PER PLATE FEE AFTER SET UP | \$24.00 |
| (ORDER AS LINE ITEM)--- XE6SETUP | CUSTOM ENGRAVING 1 SET UP FEE PER RUN | \$60.00 |
| | | |
| <u>(SUFFIX)</u> | <u>5286 STANDARD HANDICAP LOGOS</u> | <u>(ADD)</u> |
| xHCP | ADD FOR BLUE LOGO ON CLEAR ALUMINUM ONLY | \$42.00 |
| xHCP2 | ADD FOR BLUE LOGO W/ "PUSH TO OPEN" ON CLEAR ALUMINUM | \$50.00 |
| xHCP3 | ADD FOR WHITE LOGO ON BLUE PLATE W / "PUSH TO OPEN" ENGRAVED (D-SERIES ONLY) | \$90.00 |
| | | |
| ENGRAVING ON RED, BLACK & DARK BRONZE PUSH PLATES WILL BE WHITE | | |
| | | |
| <u>(SUFFIX)</u> | <u>5286 SERIES FINISH OPTIONS</u> | <u>(ADD)</u> |
| xBRE | ADD FOR BAKED RED ENAMEL FINISH (NON-STOCK) | \$32.00 |
| xDBA | ADD FOR DARK BRONZE ANODIZED (STOCKED) (IF BUTTON IS XBRE OR XDBA TEXT IS WHITE) | \$32.00 |
| | | |
| xUS26 | ADD FOR POLISHED CHROME - | |
| xUS26D | ADD FOR SATIN CHROME - | |
| xUS3 | ADD FOR POLISHED BRASS - | |
| xUS4 | ADD FOR SATIN BRASS - | |
| | | |
| | ALL PLATED FINISHES - (N,W & R SERIES) | \$95.00 |
| | ALL PLATED FINISHES - (D SERIES) | \$120.00 |

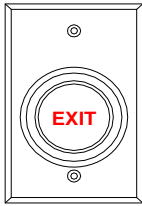


D5286-P25xHCP

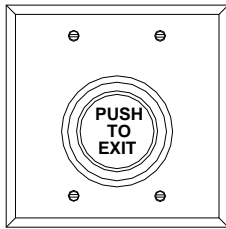


ACTUATORS

5287 SERIES



W5287xE3



D5287xE1

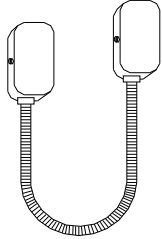
(ORDER AS LINE ITEM)---- XE6SETUP

| PART # | DESCRIPTION | LIST PRICE |
|--|--|---------------------|
| HEAVY DUTY PUSH BUTTON SWITCHES | | |
| <u>SINGLE GANG PUSH BUTTON SWITCHES</u> | | |
| W5287-P24 | DPDT MAINTAINED ACTION SWITCH WITH 1-1/2" DIAMETER BUTTON ON ALUMINUM BACK PLATE | \$140.00 |
| W5287-P25 | DPDT MOMENTARY ACTION SWITCH WITH 1-1/2" DIAMETER BUTTON ON ALUMINUM BACK PLATE | \$138.00 |
| W5287-P23DA | PNEUMATIC 2 - 60 SEC. DELAY (FORM Z) SWITCH WITH 1-1/2" DIAMETER BUTTON ON ALUMINUM BACK PLATE | \$360.00 |
| W5287-AT | ADJUSTABLE 1 - 60 SECOND TIMER DPDT OUTPUT WITH 1-1/2" DIAMETER BUTTON ON ALUMINUM BACK PLATE | \$175.00 |
| W5287-FT | FIXED 30 SECOND TIMER DPDT OUTPUT WITH 1-1/2" DIAMETER BUTTON ON 3" WIDE ALUMINUM BACK PLATE | \$175.00 |
| W5287-ET | ADJUSTABLE 1 - 60 SECOND EXIT TIMER DPDT OUTPUT WITH 1-1/2" DIAMETER BUTTON ON ALUMINUM BACK PLATE | \$230.00 |
| <u>DOUBLE GANG PUSH PLATE SWITCHES</u> | | |
| D5287- | CHANGE "W" TO "D" TO SPECIFY A DOUBLE GANG 4-5/8" WIDE ALUMINUM BACK PLATE WITH 1-1/2" DIAMETER BUTTON | (ADD) \$40.00 |
| <u>(SUFFIX)</u> | <u>5287 STOCK ENGRAVING (ADD):</u> | <u>(ADD)</u> |
| xE1 | ADD "PUSH TO EXIT" IN BLACK LETTERS | \$18.00 |
| xE1R | ADD "PUSH TO EXIT" IN RED LETTERS | \$18.00 |
| xE3 | ADD "EXIT" IN RED LETTERS | \$18.00 |
| xE6 | PER PLATE FEE AFTER SET UP | \$24.00 |
| | CUSTOM ENGRAVING 1 SET UP FEE PER RUN | \$60.00 |
| <u>5287 STANDARD HANDICAP LOGOS</u> | | |
| xHCP | ADD HANDICAP BLUE LOGO ON CLEAR ALUMINUM | \$40.00 |
| xHCP3 | ADD HANDICAP WHITE LOGO ON BLUE ALUMINUM | \$40.00 |
| <u>(SUFFIX)</u> | <u>5287 SERIES FINISH OPTIONS</u> | <u>(ADD)</u> |
| xDBA | ADD FOR DARK BRONZE ANODIZED | \$32.00 |
| xBRE | ANODIZED RED FINISH (ON BUTTON ONLY) BACK PLATE CLEAR ANODIZED OR PLATED FINISH (IF BUTTON IS XBRE XSBA OR XDBA TEXT IS WHITE) | \$32.00 |
| xUS26 | ADD FOR POLISHED CHROME - | |
| xUS26D | ADD FOR SATIN CHROME - | |
| xUS3 | ADD FOR POLISHED BRASS - | |
| xUS4 | ADD FOR SATIN BRASS - | |
| | ALL PLATED FINISHES - (W SERIES) | \$95.00 |
| | ALL PLATED FINISHES - (D SERIES) | \$120.00 |
| <u>(SUFFIX)</u> | | <u>(ADD)</u> |
| xL | ADD 1 LED (BICOLOR RED / GREEN) CHROME BEZEL FOR HEAVY DUTY SERIES | \$24.00 |



ACCESSORIES

| 6200 SERIES | PART # | DESCRIPTION | LIST PRICE |
|--------------------|---------------|--------------------|-------------------|
|--------------------|---------------|--------------------|-------------------|



| | | |
|-------------------------|---|----------------|
| 6220 | 6200 SERIES DOOR CORD 18" ARMORED DOOR CORD WITH SURFACE MOUNT J-BOX 1-5/8" WIDE x 3" LONG x 1-1/8" DEEP (INCLUDES 4 CONDUCTOR 22 AWG CABLE) STANDARD COLOR ALUMINUM | \$50.00 |
| (SUFFIX) xDBA | ARMORED DOOR CORD FINISHES (ADD): ADD FOR DARK BRONZE COLORED CORD AND J-BOX ARMORED DOOR CORD | N/C |

A DOOR CORD IS TYPICALLY REQUIRED TO TRANSFER POWER TO AN EGRESS BAR

| 6400 SERIES | EGRESS BARS |
|--------------------|--------------------|
|--------------------|--------------------|



6400 SERIES EGRESS SWITCH BARS

| | | |
|-----------------|--|-----------------|
| 6420-S25 | EGRESS BAR FOR 36" DOOR WITH DUAL SPDT SWITCHES STANDARD ALUMINUM FINISH | \$405.00 |
| 6495 | RIM STYLE MECHANICAL LATCHING FOR 36" DOOR UL LISTED PANIC DEVICE (NO SWITCH) | \$320.00 |
| 6495-S25 | RIM STYLE MECHANICAL LATCHING FOR 36" DOOR PANIC DEVICE WITH 2 SPDT SWITCHES | \$420.00 |
| (SUFFIX) | WEATHERPROOF SWITCHES | (ADD) |
| xWR | DUAL SEALED WEATHERPROOF SPDT SWITCHES FOR OUTDOOR APPLICATIONS | \$90.00 |
| (SUFFIX) | EGRESS BAR SPECIAL FINISHES: | (ADD) |
| xDBA | ADD FOR DARK BRONZE ANODIZED FINISH | \$16.00 |
| X48 | ADD FOR DOORS OVER 36" UP TO 48" (NON STOCK) | \$40.00 |

| 6450 SERIES | LEVER TRIM |
|--------------------|-------------------|
|--------------------|-------------------|



| | | |
|--------------------------|--|--|
| xK xDBA | 6450 SERIES LEVER TRIM DEVICE LEVER TRIM WORKS WITH 6495 SERIES RIM PANIC STANDARD 1-1/8" MORTISE CYLINDER & 2 KEYS DARK BRONZE FINISH | \$245.00 \$40.00 N.C. |
|--------------------------|--|--|

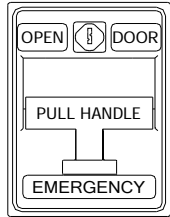


ACCESSORIES

6500 SERIES

PART # DESCRIPTION **EMERGENCY PULL STATIONS**

LIST PRICE



6500 SERIES EMERGENCY PULL STATIONS

| | | |
|----------------------------|--|----------|
| 6510/*-S35 | PULL STATION W/ TWO SPDT (FORM C) SWITCHES | \$175.00 |
| 6510/*-S35xCS | PULL STATION W/ TWO SPDT (FORM C) SWITCHES WITH LOCAL PIEZO 12-24VDC | \$205.00 |
| * SPECIFY COLOR: | | |
| /BL = BLUE ENAMEL FINISH | | |
| /BK = BLACK ENAMEL FINISH | | |
| /YL = YELLOW ENAMEL FINISH | | |

SURFACE MOUNT COLORED BACK BOXES

4-7/8 H x 3-1/2 W x 2" D

| | | |
|------------|-------------------------------|---------|
| 6510/BX-BK | BLACK SURFACE MOUNT BACK BOX | \$54.00 |
| 6510/BX-BL | BLUE SURFACE MOUNT BACK BOX | \$54.00 |
| 6510/BX-YL | YELLOW SURFACE MOUNT BACK BOX | \$54.00 |

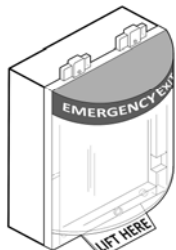


6510/COV

6510 SERIES ANTI TAMPER COVERS

FLUSH MOUNT STYLE 2-1/2" DEEP ID

| | | |
|-------------|---|----------|
| 6510/COV | 4-7/8"W x 5-1/2"H x 2-1/2"D LIFT TO ACCESS PULL | \$140.00 |
| 6510/COV/S | SAME AS ABOVE WITH PIEZO ALARM SOUNDER | \$245.00 |
| 6510/COV/SR | ANTI-TAMPER COVER W/SOUNDER & SPDT RELAY | \$260.00 |



6510/COV-X

SURFACE MOUNT STYLE 3-7/8" DEEP ID
W/ EXTENSION FOR USE WITH 6510 BACK BOX

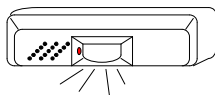
| | | |
|---------------|---|----------|
| 6510/COV-X | 4-7/8"W x 5-1/2"H x 3-7/8"D LIFT TO ACCESS PULL | \$175.00 |
| 6510/COV/S-X | SAME AS ABOVE WITH PIEZO ALARM SOUNDER | \$280.00 |
| 6510/COV/SR-X | ANTI-TAMPER COVER W/SOUNDER & SPDT RELAY | \$370.00 |

| | |
|----------------------------------|-----------------|
| <u>(ORDER AS LINE ITEM)</u> ---- | <u>(SUFFIX)</u> |
| | XE6SETUP |
| | XE6 |
| | 651000K |
| | 6510/BR |
| | 65-6581 |

| | |
|---|--------------|
| <u>ACCESSORIES</u> | <u>(ADD)</u> |
| CUSTOM LABELING SETUP | \$60.00 |
| PER UNIT FEE AFTER SET UP | \$20.00 |
| SPARE KEY FOR 6510-S35 PULL | \$10.00 |
| BREAK RODS 12 PER PACK | \$24.00 |
| BACK PLATE FOR 6510/COV ,COV/S & COV/SR | \$38.00 |
| FOR MOUNTING TO ENEVEN SURFACE | |

6600 SERIES

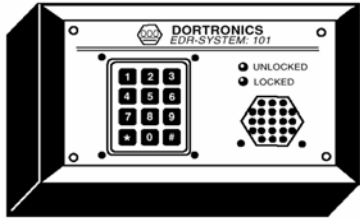




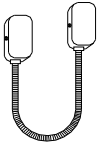
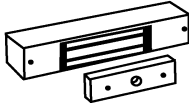
MOTION DETECTORS



| | | |
|------|---|----------|
| 6612 | UL LISTED REQUEST-TO-EXIT PIR MOTION DETECTOR (12/24 VDC) w/ ADJUSTABLE (1-120 SECOND) TIME DELAY IN A SLIM LINE 7.1" x 1.65" x 1.65" IVORY COLORED CASE (ONE DPDT FORM C ALARM OUTPUT) | \$240.00 |
|------|---|----------|




ANNUNCIATORS

| | <u>PART #</u> | <u>DESCRIPTION</u> | <u>LIST PRICE</u> |
|---|---------------------|--|-------------------|
| | 7101 SERIES | DELAYED EGRESS CONTROLLERS | |
| | 7101-P | <u>EDR SYSTEM-101 CONTROLLER</u> EDR-101 DELAYED EGRESS CONTROL PANEL KEYPAD CONSOLE, AUDIBLE ALERT, 3 SECOND NUISANCE / 15 SECOND ALARM DELAY, PROGRAMMABLE CLOCK / DAY SCHEDULER, 3 STATUS OUTPUTS, PROGRAMMABLE ESCORT CODE FOR KEYPAD (OR OPTIONAL KEY SWITCH) INCLUDES 12 VDC 1 AMP POWER SUPPLY, 9 VDC 0.2 AMP POWER SUPPLY, WITH 9 VOLT RECHARGEABLE BATTERY, 3 GANG S/S FLUSH MOUNT PLATE, 3 GANG (IVORY) SURFACE MOUNT BOX, AND 20 FOOT LONG HOOK-UP CABLES | \$1,200.00 |
|  | | | |
| | 7101-KP | <u>EDR SYSTEM-101 ACCESSORIES:</u> AUXILIARY KEYPAD - SUPPLIED WITH 15 FOOT CABLE, WEATHER RESISTANT FOR AUTHORIZED ACCESS FROM SECURED SIDE | \$415.00 |
|  | | | |
| | 5141-24xK | DPDT MAINTAINED KEY SWITCH - EDR-101 ALARM SHUNT / BY-PASS SEE PAGE 15 FOR DETAILED DESCRIPTION | \$166.00 |
|  | | | |
| | 5216-MP23xE3 | PUSH BUTTON SWITCH - EMERGENCY RELEASE SEE PAGE 17 FOR DETAILED DESCRIPTION | \$148.00 |
|  | | | |
| | 6420-S25 | EGRESS BAR w/ TWO SPDT SWITCHES (ACTIVATES EDR-101 & HAS 1 EXTRA OUTPUT) SEE PAGE 26 FOR DETAILS | \$405.00 |
|  | | | |
| | 6220 | 6200 SERIES DOOR CORD 18" ARMORED DOOR CORD WITH SURFACE MOUNT J-BOX (INCLUDES 4 CONDUCTOR 22 AWG CABLE) STANDARD COLOR ALUMINUM | \$50.00 |
|  | | | |
| | 1110xD | SINGLE DOOR 1200 LB LOCK w/ DOOR SWITCH (FOR USE w/ EDR-101 & 6420-S25 EGRESS BAR RELEASE) | \$460.00 |
|  | | | |
| | 1106xEDR | SINGLE DOOR 650 LB LOCK w/ DPS & ATTEMPTED EGRESS SWITCH (FOR USE w/ EXISTING HDWR.) | \$535.00 |
| | 1110xEDR | SINGLE DOOR 1200 LB LOCK w/ DPS & ATTEMPTED EGRESS SWITCH (FOR USE w/ EXISTING HDWR.) | \$585.00 |
| | | NOTE: FOR DOUBLE DOORS USE TWO (2) #1110xEDR (SEE ABOVE) | |

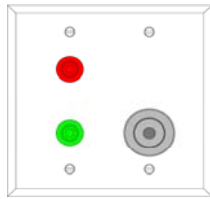


ANNUNCIATORS

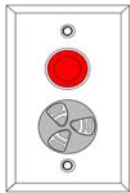
7201 SERIES



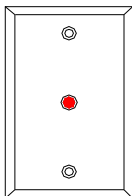
7201xL2-H



7202xL2-HxCs



7201xL1*-HWRxCsW




7201xL1

| <u>PART #</u> | <u>DESCRIPTION</u> | <u>LIST PRICE</u> |
|---|--|-------------------|
| HI-INTENSITY LED INDICATORS | | |
| | <u>7201-H HI-INTENSITY LEDS 11/16" DIA.</u> | |
| 7201xL1*-H | 1 HIGH INTENSITY LED MOUNTED ON A 1 GANG STAINLESS STEEL PLATE | \$60.00 |
| 7201xL1*-HxCs | 1 HIGH INTENSITY LED 1 PIEZO MOUNTED ON A 1 GANG STAINLESS STEEL PLATE | \$90.00 |
| 7201xL2-H | 1 EACH RED/GREEN HIGH INTENSITY LED MOUNTED ON A 1 GANG STAINLESS STEEL PLATE | \$112.00 |
| 7202xL2-HxCs | 1 EACH RED/GREEN HIGH INTENSITY LED 1 PIEZO MOUNTED ON A 2 GANG STAINLESS STEEL PLATE | \$142.00 |
| | * SPECIFY LED COLOR R=RED G=GREEN | |
| | <u>7201-HWR WATER PROOF HI-INTENSITY LEDS 1" DIA.</u> | |
| 7201xL1*-HWR | 1 WATER PROOF HIGH INTENSITY LED MOUNTED ON A 1 GANG STAINLESS STEEL PLATE | \$66.00 |
| 7201xL1*-HWRxCsW | 1 WATER PROOF HIGH INTENSITY LED 1 WATER PROOF (12VDC) PIEZO MOUNTED ON A 1 GANG STAINLESS STEEL PLATE | \$122.00 |
| 7201xL2-HWR | 1 EACH WATER PROOF RED/GREEN HIGH INTENSITY LED MOUNTED ON A 1 GANG STAINLESS STEEL PLATE | \$120.00 |
| 7202xL2-HWRxCsW | 1 EACH WATER PROOF RED/GREEN HIGH INTENSITY LED 1 WATER PROOF (12VDC)PIEZO MOUNTED ON A 2 GANG STAINLESS STEEL PLATE | \$176.00 |
| STANDARD LED INDICATORS | | |
| | <u>7201 STANDARD LEDS SMALL DIA. 3/16"</u> | |
| 7201xL1 | 1 BICOLOR LED WITH CHROME BEZEL MOUNTED ON A 1 GANG STAINLESS STEEL PLATE | \$48.00 |
| 7201xL2 | 2 BICOLOR LEDS WITH CHROME BEZEL MOUNTED ON A 1 GANG STAINLESS STEEL PLATE | \$68.00 |
| 7201xCs | PIEZO CONTINUOUS SOUNDER ON 1 GANG SS | \$46.00 |
| 7201xCsW | WATER PROOF (12VDC) PIEZO SOUNDER ON 1 GANG SS PLATE | \$72.00 |
| PIEZO SOUNDERS CONTINUOUS 12-24VDC | | |
| | <u>ADD OPTIONAL PIEZO CONTINUOUS SOUNDERS</u> | <u>(ADD)</u> |
| (SUFFIX) | | |
| xCS | ADD PIEZO SOUNDER | \$30.00 |
| xCSW | ADD WATER PROOF PIEZO SOUNDER | \$60.00 |
| xCSW-A | ADD WATER PROOF PIEZO W/ADJ. VOLUME | \$80.00 |
| | <u>ADD OPTIONAL LEDS</u> | <u>(ADD)</u> |
| (SUFFIX) | | |
| xL | FOR EACH ADDITIONAL STANDARD 3/16" DIA. LED MOUNTED ON PLATE | \$20.00 |
| | <u>ADD OPTIONAL SWITCHES</u> | <u>(ADD)</u> |
| (SUFFIX) | | |
| xT24 | ADD FOR EACH DPDT-MAINTAINED TOGGLE | \$40.00 |
| xT25 | ADD FOR EACH DPDT-MOMENTARY TOGGLE | \$40.00 |
| xP14 | ADD FOR EACH SPDT-MAINT.PUSH BUTTON | \$25.00 |
| xP15 | ADD FOR EACH SPDT-MOM PUSH BUTTON | \$25.00 |
| xP25 | ADD FOR EACH DPDT-MOM PUSH BUTTON | \$45.00 |
| | <u>ADD CUSTOM ENGRAVING</u> | |
| xE6 | PER PLATE FEE AFTER SET UP | \$24.00 |
| (ORDER AS LINE ITEM)--- XE6SETUP | CUSTOM ENGRAVING 1 SET UP FEE PER RUN | \$60.00 |
| (PREFIX) | <u>ADD OPTIONAL MOUNTING PLATES</u> | <u>(ADD)</u> |
| D | DOUBLE GANG SWITCH PLATE | \$12.00 |
| N | NARROW 1-3/4" PLATE FOR FRAME MOUNTING | \$8.00 |



ANNUNCIATORS

| | | | |
|--------------------|--------------------------------|--------------------|-------------------|
| 7200 SERIES | <u>PART #</u> | <u>DESCRIPTION</u> | <u>LIST PRICE</u> |
| | MULTI-ZONE ANNUNCIATORS | | |



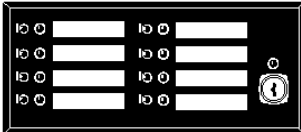
7204

7204

7200 SERIES CUSTOM ANNUNCIATORS

THREE GANG PLATE WITH 4-ZONE OVERLAY ADD FOR LEDS, TOGGLE SWITCHES, PUSH BUTTONS, KEYSWITCH AND SOUNDER - COMPONENTS ALL HAVE FLYING LEADS (NO LOGIC OR TERMINALS INCLUDED)

\$200.00



7208

7208

FOUR GANG PLATE WITH 8-ZONE OVERLAY ADD FOR LEDS, TOGGLE SWITCHES, PUSH BUTTONS, KEYSWITCH AND SOUNDER - COMPONENTS ALL HAVE FLYING LEADS (NO LOGIC OR TERMINALS INCLUDED)

\$240.00

8 + ZONE PANELS ADD \$20.00 FOR EACH ZONE OVER 8 ZONES

EA. ZONE \$20.00

NOTE: CUSTOM & RACK MOUNT CONFIGURATIONS AVAILABLE TO SUIT INDIVIDUAL APPLICATIONS

(Call for quote)

7202-ENCL

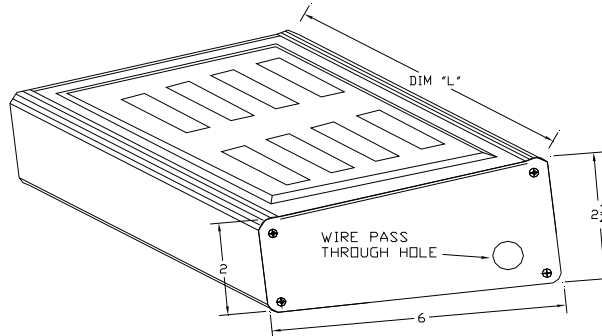
SLOPED DESK TOP CONSOLE 2 GANG PLATE

\$300.00

7604/8-ENCL

SLOPED DESK TOP CONSOLE 4-8 ZONES
9" X 6" X 2-3/4" ALUMINUM BLACK ENAMEL FINISH

\$400.00



(SUFFIX)

7200 SERIES ADD ON COMPONENTS

(ADD)

| | | |
|-------|---|----------|
| xL | ADD FOR EACH BICOLOR LED W/CHROME BEZEL | \$24.00 |
| xT24 | ADD FOR EACH DPDT-MAINT.TOGGLE SWITCH | \$55.00 |
| xT25 | ADD FOR EACH DPDT-MOM.TOGGLE SWITCH | \$55.00 |
| xP14 | ADD FOR EACH SPDT-MAINT.PUSH BUTTON | \$25.00 |
| xP15 | ADD FOR EACH SPDT-MOM. PUSH BUTTON | \$25.00 |
| xP24 | ADD FOR EACH DPDT-MAINT. PUSH BUTTON | \$55.00 |
| xP25 | ADD FOR EACH DPDT-MOM. PUSH BUTTON | \$50.00 |
| xCS | ADD PIEZO SOUNDER | \$30.00 |
| xK24 | ADD SPDT MAINTAINED KEY SWITCH | \$70.00 |
| xTERM | 10 POSITION DOUBLE ROW TERMINAL 6 1/2" LONG | \$30.00 |
| | <u>ADD CUSTOM ENGRAVING</u> | |
| | FOR STAINLESS 3&4 GANG PLATES WITHOUT OVERLAY | |
| xE6 | PER PLATE FEE AFTER SET UP | \$50.00 |
| | ADD PER GANG FEE OVER 4 GANG PLATE | \$40.00 |
| | CUSTOM ENGRAVING 1 SET UP FEE PER RUN | \$120.00 |

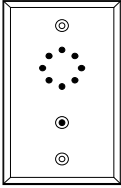
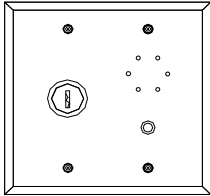
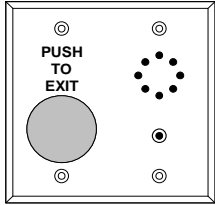
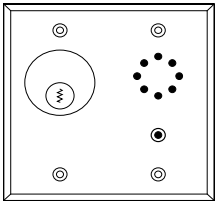
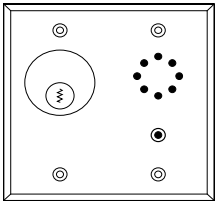
(ORDER AS LINE ITEM)---- XE6SETUP

NOTE: 7200 & 7250 SERIES ANNUNCIATORS ARE SUPPLIED WITH FLYING LEADS ONLY. FACTORY PRE-WIRED UNITS AVAILABLE UPON REQUEST

(Call for quote)

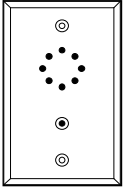
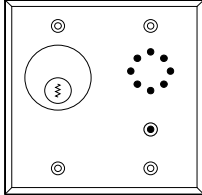
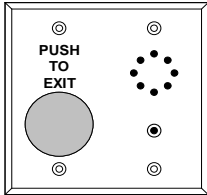


ANNUNCIATORS

| 7281 SERIES | <u>PART #</u> | <u>DESCRIPTION</u> | <u>LIST PRICE</u> |
|---|--|---|---------------------|
| LOCAL DOOR EXIT ALARMS | | | |
|  | 7281-EA | <u>EXIT ALARM</u> DOOR ALARM WITH ADJUSTABLE (2 TO 60 SECONDS) DELAY, ALARM OUTPUT (DPDT) RELAY, TRI-STATE LED, AND LOCAL ALARM PIEZO (RESET ON DOOR RE-SECURE) ON STANDARD SINGLE GANG PLATE | \$235.00 |
|  | 7281-EAxK332 | <u>EXIT ALARM WITH KEY SWITCH RESET</u> DOOR ALARM WITH ADJUSTABLE (2 TO 60 SECONDS) DELAY, ALARM OUTPUT (DPDT) RELAY, TRI-STATE LED, AND LOCAL ALARM PIEZO RESET BY DPDT MAINTAINED ELECTRIC KEYSWITCH PROVIDED. KEY REMOVABLE IN 2 POSITIONS ON STANDARD DOUBLE GANG PLATE | \$295.00 |
|  | 7281-EAxMP23 | <u>EXIT ALARM WITH PUSH BUTTON</u> DOOR ALARM WITH ADJUSTABLE (2 TO 60 SECONDS) DELAY, ALARM OUTPUT (DPDT) RELAY, TRI-STATE LED, AND LOCAL ALARM PIEZO (RESET ON DOOR RE-SECURE). INCLUDES MOMENTARY REX BUTTON 1-9/16" DIAMETER ON STANDARD DOUBLE GANG PLATE | \$365.00 |
|  | 7281-EAxK24 | <u>EXIT ALARM FOR MORTISE CYLINDER</u> DOOR ALARM WITH ADJUSTABLE (2 TO 60 SECONDS) DELAY, TRI-STATE LED, ALARM OUTPUT (DPDT) RELAY WITH LOCAL ALARM PIEZO (RE-SET BY MORTISE KEY SWITCH), INCLUDES 2 (DPDT) KEY SWITCH CONTACTS 1 MOMENTARY 1 MAINTAINED FOR ALARM SHUNT OR RESET ON DOUBLE GANG PLATE (CYLINDER NOT INCLUDED ADD "XK" PER OPTIONS BELOW) | \$330.00 |
|  | 7281-EA-K24xK | | |
| | <u>(SUFFIX)</u> | <u>7281 EXIT ALARM OPTIONS</u> | <u>(ADD)</u> |
| | xCT | COVER TAMPER SWITCH SPDT | \$59.00 |
| | xK | STANDARD 1-1/8" MORTISE CYLINDER & 2 KEYS | \$40.00 |
| | xKNR | CYLINDER WITH KEY NON-REMOVABLE IN THE ON POSITION | \$50.00 |
| | xW | OFF WHITE BAKED ENAMEL PLATE FINISH | \$20.00 |
| | <u>(SUFFIX)</u> | <u>7281-EAxMP23 ENGRAVING OPTIONS</u> | <u>(ADD)</u> |
| | xE1 | "PUSH TO EXIT" (RED TEXT) | \$18.00 |
| | xE5 | "EMERGENCY DOOR RELEASE" (RED TEXT) | \$20.00 |
| | <u>(ORDER AS LINE ITEM)----</u> | <u>ADD CUSTOM ENGRAVING</u> | |
| | xE6 | PER PLATE FEE AFTER SET UP | \$24.00 |
| | XE6SETUP | CUSTOM ENGRAVING 1 SET UP FEE PER RUN | \$60.00 |



ANNUNCIATORS

| 7286 SERIES | <u>PART #</u> | <u>DESCRIPTION</u> | <u>LIST PRICE</u> |
|---|-----------------|---|-------------------|
| LOCAL DOOR PROP ALARMS | | | |
|  <p>7286-PT5</p> | 7286-PT5 | <u>LOCAL DOOR PROP ALARM</u> DOOR PROP ALARM WITH ADJUSTABLE (0-SECONDS TO 90-MINUTES) DOOR OPEN DELAY, ALARM OUTPUT (DPDT) RELAY, TRI-STATE LED, AND LOCAL ALARM PIEZO, ADJUSTABLE LOCAL WARNING TIME DELAY & MIRRORED DOOR SWITCH OUTPUT | \$465.00 |
| | 7286-PT5-24 | <u>DOOR PROP ALARM WITH KEY SWITCH</u> DOOR PROP ALARM WITH ADJUSTABLE (0-SECONDS TO 90-MINUTES) DOOR OPEN DELAY, TRI-STATE LED, ALARM OUTPUT (DPDT) RELAY WITH LOCAL ALARM PIEZO, ADJUSTABLE LOCAL WARNING TIME DELAY & MIRRORED DOOR SWITCH OUTPUT (RE-SET BY TIMER, DOOR RE-SECURE OR KEY SWITCH), INCLUDES 2 (DPDT) KEY SWITCH CONTACTS 1 MOMENTARY 1 MAINTAINED FOR ALARM SHUNT OR ALARM RESET ON DOUBLE GANG PLATE (CYLINDER NOT INCLUDED ADD "XK" PER OPTIONS BELOW) | \$570.00 |
| | 7286-PT5xMP23 | <u>DOOR PROP ALARM WITH PUSH BUTTON</u> DOOR PROP ALARM WITH ADJUSTABLE (0-SECONDS TO 90-MINUTES) DOOR OPEN DELAY, TRI-STATE LED, ALARM OUTPUT (DPDT) RELAY WITH LOCAL ALARM PIEZO, ADJUSTABLE LOCAL WARNING TIME DELAY & MIRRORED DOOR SWITCH OUTPUT (AUTOMATIC ALARM RESET BY TIMER OR DOOR RE-SECURE), AND MOMENTARY ACTION PUSH BUTTON SWITCH (1-NO/1-NC) ON DOUBLE GANG PLATE | \$510.00 |
|  <p>7286-PT5-24xK SHOWN</p> | | | |
|  <p>7286-PT5xMP23xE1 SHOWN</p> | | | |
| | <u>(SUFFIX)</u> | <u>7286 DOOR PROP ALARM OPTIONS</u> | <u>(ADD)</u> |
| | xCT | COVER TAMPER SWITCH SPDT | \$59.00 |
| | xK | STANDARD 1-1/8" MORTISE CYLINDER & 2 KEYS | \$40.00 |
| | xKNR | CYLINDER WITH KEY NON-REMOVABLE IN THE ON POSITION | \$50.00 |
| | xW | OFF WHITE BAKED ENAMEL PLATE FINISH | \$20.00 |
| | <u>(SUFFIX)</u> | <u>7286xMP23 ENGRAVING OPTIONS</u> | <u>(ADD)</u> |
| | xE1 | "PUSH TO EXIT" (RED TEXT) | \$18.00 |
| | xE5 | "EMERGENCY DOOR RELEASE" (RED TEXT) | \$20.00 |
| | | <u>ADD CUSTOM ENGRAVING</u> | |
| | xE6 | PER PLATE FEE AFTER SET UP | \$24.00 |
| (ORDER AS LINE ITEM)---- | XE6SETUP | CUSTOM ENGRAVING 1 SET UP FEE PER RUN | \$60.00 |




ANNUNCIATORS

7600 SERIES **PART #** **DESCRIPTION** **LIST PRICE**
MULTI-ZONE ANNUNCIATOR/CONTROLLERS

7600 ANNUNCIATOR MULTI-GANG CONSOLES

ANNUNCIATOR/CONTROLLER WITH LED INDICATORS & TOGGLE SWITCHES FOR EACH ZONE. SECURITY KEY SWITCH FOR LED TEST, NORMAL CONTROL, RESTRICTED OPERATION, AND SILENCED ALERT SOUNDER MODE. CONFIGURED IN FOUR ZONE INCREMENTS MOUNTED ON MULTI-GANG STAINLESS STEEL SWITCH PLATES OR 19" WIDE RACK MOUNTABLE PLATES WITH BLACK OVERLAY SUITABLE FOR FLUSH MOUNTING.

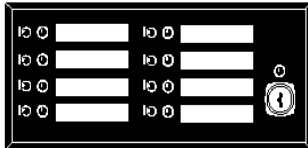


7604-H

7604-H **4 ZONE HARDWIRED ANNUNCIATOR/CONTROLLER ON THREE GANG PLATE (6-1/2" WIDE x 4-1/2" HIGH x 2-1/2" DEEP)** **\$890.00**

4 ZONE EXPANSION **ADD (TO #7604 ABOVE) FOR EACH ADDITIONAL 4 ZONE EXPANSION MODULE (EXAMPLES BELOW)** **\$460.00**

#7608-H = \$1,350.00 (EIGHT ZONES TOTAL)
 #7612-H = \$1,810.00 (TWELVE ZONES TOTAL)
 #7616-H = \$2,270.00 (SIXTEEN ZONES TOTAL)
 #7620-H = \$2,730.00 (TWENTY ZONES TOTAL)



7608-H

OPTIONAL MOMENTARY SWITCHES

MOMENTARY TOGGLES OR PUSH BUTTONS ARE AVAILABLE. SPECIFY UPON ORDERING. THESE ARE NON STOCK, CHECK FOR AVAILABILITY.

UTILIZING MOMENTARY PUSH BUTTONS

DISABLES THE NORMALLY OPEN LOCK OUTPUT CAPABILITY; ONLY THE NORMALLY CLOSED OUTPUT IS ACTIVE

ADD \$120.00 FOR EVERY 4 ZONES

760006-K **SPARE KEY FOR 7600 ANNUNCIATOR** **\$30.00**

*****MINIMUM OF 10 KEYS PER ORDER*****

ALL 7600'S HAVE 2 ORIGINAL KEYS SUPPLIED
 MULTIPLE UNITS MAY BE SPECIFIED KEYED ALIKE

DESK TOP ANNUNCIATOR ENCLOSURES

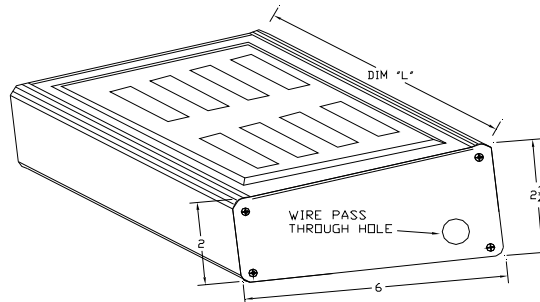
7600 SERIES SLOPED FACE ENCLOSURES:

ALUMINUM CONSTRUCTION BLACK BAKED ENAMEL FINISH

7604/8-ENCL **DESKTOP SLOPE FACE ENCLOSURE FOR FOUR OR EIGHT ZONE CONSOLES** **\$380.00**
 9 x 6 x 2-3/4"

7612/16-ENCL **DESKTOP SLOPE FACE ENCLOSURE FOR TWELVE OR SIXTEEN ZONE CONSOLES** **\$470.00**
 15 x 6 x 2-3/4"

7620/24-ENCL **DESKTOP SLOPE FACE ENCLOSURE FOR TWENTY OR TWENTY FOUR ZONE CONSOLES** **\$505.00**
 19 x 6 x 2-3/4"





ANNUNCIATORS

7600 SERIES **PART #** **DESCRIPTION** **LIST PRICE**
ANNUNCIATOR DIMENSIONS

7600 SERIES MOUNTING PLATE SIZES:

| Model # | Plate Width x Height | Plate Type | |
|---------|----------------------|---------------------|------------|
| #7604 | 6-1/2" x 4-1/2" | 3-GANG SWITCH PLATE | (4-Zones) |
| #7608 | 8-1/4" x 4-1/2" | 4-GANG SWITCH PLATE | (8-Zones) |
| #7612 | 11-3/4" x 4-1/2" | 6-GANG SWITCH PLATE | (12-Zones) |
| #7616 | 13-1/2" x 4-1/2" | 7-GANG SWITCH PLATE | (16-Zones) |
| #7620 | 17-1/2" x 4-1/2" | 9-GANG SWITCH PLATE | (20-Zones) |

SUFFIX **7604 THRU 7620 OPTIONAL RACK MOUNT PLATE**
xRM **MOUNTED ON RACK MOUNT PLATE '19" x 5-1/4"** **ADD \$100.00**

NO ADDITIONAL CHARGE FOR 7624 & LARGER RACK MOUNT PLATES

| Model # | Plate Width x Height | Plate Type | N/C |
|----------|----------------------|------------------|-------------|
| #7624 | 19" x 5-1/4" | RACK MOUNT PLATE | (24-Zones) |
| #7628 * | 19" x 7" | RACK MOUNT PLATE | (28-Zones) |
| #7632 | 19" x 7" | RACK MOUNT PLATE | (32-Zones) |
| #7636 | 19" x 10-1/2" | RACK MOUNT PLATE | (36-Zones) |
| #7640 | 19" x 7" | RACK MOUNT PLATE | (40-Zones) |
| #7644 * | 19" x 10-1/2" | RACK MOUNT PLATE | (44-Zones) |
| #7648 | 19" x 9-1/4" | RACK MOUNT PLATE | (48-Zones) |
| #7652 * | 19" x 10-1/2" | RACK MOUNT PLATE | (52-Zones) |
| #7656 * | 19" x 10-1/2" | RACK MOUNT PLATE | (56-Zones) |
| #7660 | 19" x 10-1/2" | RACK MOUNT PLATE | (60-Zones) |
| #7664 | 19" x 12-1/4" | RACK MOUNT PLATE | (64-Zones) |
| #7668 * | 19" x 18-1/2" | RACK MOUNT PLATE | (68-Zones) |
| #7672 | 19" x 18-1/2" | RACK MOUNT PLATE | (72-Zones) |
| #7676 * | 19" x 12-1/4" | RACK MOUNT PLATE | (76-Zones) |
| #7680 | 19" x 12-1/4" | RACK MOUNT PLATE | (80-Zones) |
| #7684 * | 19" x 18-1/2" | RACK MOUNT PLATE | (84-Zones) |
| #7688 * | 19" x 18-1/2" | RACK MOUNT PLATE | (88-Zones) |
| #7692 * | 19" x 18-1/2" | RACK MOUNT PLATE | (92-Zones) |
| #7696 | 19" x 18-1/2" | RACK MOUNT PLATE | (96-Zones) |
| #76100 | 19" x 15-1/4" | RACK MOUNT PLATE | (100-Zones) |
| #76104 * | 19" x 18-1/2" | RACK MOUNT PLATE | (104-Zones) |
| #76108 * | 19" x 18-1/2" | RACK MOUNT PLATE | (108-Zones) |
| #76112 * | 19" x 18-1/2" | RACK MOUNT PLATE | (112-Zones) |
| #76116 * | 19" x 18-1/2" | RACK MOUNT PLATE | (116-Zones) |
| #76120 | 19" x 18-1/2" | RACK MOUNT PLATE | (120-Zones) |



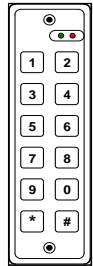
ELECTRICAL BACK BOXES FOR FLUSH WALL MOUNTING

| | | |
|--------|----------------------------|---------|
| 700353 | 3 GANG BACK BOX FOR 7604-H | \$46.00 |
| 700354 | 4 GANG BACK BOX FOR 7608-H | \$56.00 |
| 700356 | 6 GANG BACK BOX FOR 7612-H | \$70.00 |

*Due to the physical layout of these units there may be additional zones which will be plugged on the plate with black plastic inserts to match the black overlay



ACCESS CONTROL

| | <u>PART #</u> | <u>DESCRIPTION</u> | <u>LIST PRICE</u> |
|--|-------------------------------|--|-------------------|
| 8100 SERIES | KEYPAD ACCESS CONTROLS | | |
|  <p>8112</p> | 8112 | 8112 SERIES DIGITAL KEY PADS USER PROGRAMMABLE DIGITAL KEY PAD SINGLE DOOR STAND-ALONE ACCESS CONTROL 120 USER CODES PROGRAMMED FROM KEYPAD 1 TO 90 SECONDS ADJUSTABLE TIME DELAY (RECOMMENDED FOR INTERIOR APPLICATIONS) | \$280.00 |
| | 8112-WR | WEATHER RESISTANT MEMBRANE KEY PAD SINGLE DOOR STAND-ALONE ACCESS CONTROL 120 USER CODES PROGRAMMED FROM KEYPAD 1 TO 90 SECONDS ADJUSTABLE TIME DELAY | \$380.00 |
| | WR500351 | WEATHER RESISTANT SURFACE MOUNT SINGLE GANG BOX FOR USE WITH 8112-WR | \$25.00 |
|  <p>8160</p> | | 8160 SERIES HEAVY DUTY DIGITAL KEY PADS HEAVY DUTY, ALL METAL, TOUCH SENSITIVE, WEATHERPROOF, KEYPAD SINGLE DOOR STAND ALONE ACCESS CONTROL WITH 200 ACTIVE USER CODES ELECTRONICS PROTECTED BY REMOTELY LOCATED CONTROL PANEL. | |
| | 8160 | SINGLE GANG STYLE WATERPROOF/VANDAL RESISTANT KEYPAD FOR SURFACE MOUNTING ON FLAT WALL SURFACES | \$675.00 |
| | 8160xNS | NARROW STYLE WATERPROOF/VANDAL RESISTANT KEYPAD FOR SURFACE MOUNTING ON 1-3/4" DOOR FRAMES | \$675.00 |
| | 8160xINT | INTEGRATED UNIT WITH ON-BOARD ELECTRONICS 200 USER CODES (NO CONTROL PANEL) SPDT. RELAY OUTPUT N.O. PUSH BUTTON SWITCH INPUT | \$575.00 |
|  <p>8160xNS</p> | 8160xNSxINT | NARROW INTEGRATED UNIT WITH ON-BOARD ELECTRONICS 200 USER CODES (NO CONTROL PANEL) SPDT. RELAY OUTPUT N.O. PUSH BUTTON SWITCH INPUT | \$575.00 |
| | | WIEGAND OUTPUT UNITS 26 BIT WIEGAND OUTPUT | \$425.00 |
| | 8160xWG | | |
| | WR500351 | WEATHER RESISTANT SURFACE MOUNT SINGLE GANG BOX FOR USE WITH 8160 / 8160xINT | \$25.00 |



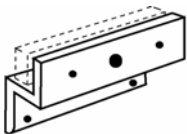
MISCELLANEOUS

MAG LOCK

| <u>PART #</u> | <u>DESCRIPTION</u> | <u>LIST PRICE</u> |
|---------------|--------------------|-------------------|
|---------------|--------------------|-------------------|

| <u>MAGLOCK REPLACEMENT PARTS</u> | | |
|---|--|----------|
| <u>MAGLOCK REPLACEMENT PARTS</u> | | |
| 1000701 | LOCK MOUNTING KIT 1000 SERIES | \$12.00 |
| 1000702 | TJ LOCK MOUNTING KIT 1000 SERIES | \$10.00 |
| 1100701 | LOCK MOUNT KIT 1106,1107,1110,1150 | \$10.00 |
| 1100702 | TJ-LOCK MOUNT KIT TJ1106,TJ1107,TJ1110,TJ1150 | \$11.50 |
| 1100721 | DOUBLE LOCK MOUNTING KIT 1120, 1152 | \$11.50 |
| 1100722 | DOUBLE TJ-LOCK MOUNTING KIT TJ1120, TJ1152 | \$14.00 |
| 1100703 | ARMATURE MOUNTING KIT 1-3/4" DOOR | \$19.00 |
| 1100703.2 | ARMATURE MOUNTING KIT 2" DOOR | \$26.00 |
| 1100703-SC | ARMATURE MOUNTING KIT FOR XEDR LOCKS | \$18.00 |
| 1100704 | TJ- ARMATURE MOUNTING KIT | \$14.00 |
| 1000051 | 1000 SERIES ARMATURE | \$75.00 |
| 1000054 | 1000 DPS ARMATURE W/ACTUATING MAGNET | \$82.00 |
| 1106051 | 1106 & 1107 SERIES ARMATURE | \$50.00 |
| 1106054 | 1106 & 1107 DPS ARMATURE W/ACTUATING MAGNET | \$66.00 |
| 1115051 | 1115 SERIES ARMATURE | \$50.00 |
| 1115054 | 1115 DPS ARMATURE W/ACTUATING MAGNET | \$66.00 |
| 1110051 | 1110 SERIES ARMATURE | \$68.00 |
| 1110054 | 1110 DPS ARMATURE W/ACTUATING MAGNET | \$75.00 |
| 1160011 | DPS ACTUATING MAGNET ONLY | \$12.00 |
| 1160015 | DPS SWITCH ONLY SPDT W/LEADS | \$28.00 |
| 1610051 | 1150 SERIES ARMATURE | \$80.00 |
| 1610054 | 1150 DPS ARMATURE W/ACTUATING MAGNET | \$85.00 |
| 1610155 | 1155 SERIES ARMATURE | \$64.00 |
| 1610154 | 1155 DPS ARMATURE W/ACTUATING MAGNET | \$70.00 |
| <u>SURFACE MOUNT PLATE FOR ARMATURE</u> | | |
| (INCLUDES REQUIRED MOUNTING HARDWARE) | | |
| 1110050 | FOR 1000,1110,1150 (2 REQ. FOR 1120/1152/1155) | \$135.00 |
| 1115050 | FOR 1106 & 1107 (2 REQUIRED FOR 1115 SERIES) | \$70.00 |

"Z" BRACKETS



| <u>TOP JAMB Z-BRACKETS w/ SEX NUT</u> | | |
|---------------------------------------|---|----------|
| 1096-00 | Z-BRACKET FOR 1000 "TJ" LOCKS | \$84.00 |
| 1196-06 | Z-BRACKET FOR 1106 & 1107 "TJ" LOCKS | \$72.00 |
| 1196-10 | Z-BRACKET FOR 1110 "TJ" LOCKS | \$84.00 |
| 1196-15L | Z-BRACKET FOR 1115 "TJ" LOCKS | \$68.00 |
| 1196-15R | Z-BRACKET FOR 1115 "TJ" LOCKS | \$68.00 |
| 1196-50 | Z-BRACKET FOR 1150 "TJ" LOCKS | \$104.00 |
| 1196-55L | Z-BRACKET FOR 1155 "TJ" LOCKS | \$80.00 |
| 1196-55R | Z-BRACKET FOR 1155 "TJ" LOCKS | \$80.00 |
| 1196703 | Z-BRACKET MOUNTING KIT | \$30.00 |
| <u>(SUFFIX)</u> | | |
| xDBA | ADD FOR DARK BRONZE ANODIZED Z-BRACKET | \$40.00 |
| xSBA | ADD FOR SATIN BLACK ANODIZED Z- BRACKET | \$40.00 |
| xUS3 | ADD FOR POLISHED BRASS Z-BRACKET | \$180.00 |
| xUS26 | ADD FOR POLISHED CHROME Z-BRACKET | \$180.00 |
| xUS4 | ADD FOR SATIN BRASS Z-BRACKET | \$180.00 |
| xUS26D | ADD FOR SATIN CHROME Z-BRACKET | \$180.00 |



MISCELLANEOUS

| <u>PART #</u> | <u>DESCRIPTION</u> | <u>LIST PRICE</u> |
|---|--|-------------------|
| SWITCH REPLACEMENT PARTS | | |
| 5140 SERIES PARTS | | |
| 5141090 | CYLINDER W/ 2 KEYS FOR 5141 SERIES | \$40.00 |
| 5141703 | CYLINDER MOUNTING KIT FOR 5141 KEY SWITCH | \$15.00 |
| 5215 SERIES SWITCHES | | |
| 5215015 | SPDT MOM ACTION SW. 8" LEADS | \$25.00 |
| 5230 SERIES SWITCHES | | |
| 5230014L | SPDT MAINTAINED SNAP ACTION SW. 8" LEADS | \$25.00 |
| 5230015L | SPDT MOMENTARY SNAP ACTION SW. 8" LEADS | \$25.00 |
| 5230024L | DPDT MAINTAINED SNAP ACTION SW. 8" LEADS | \$55.00 |
| 5230025L | DPDT MOMENTARY SNAP ACTION SW. 8" LEADS | \$50.00 |
| 5140 & 5280 SERIES SWITCHES | | |
| <i>(SPECIFY IF REPLACEMENT SWITCH IS FOR KEY SWITCH OR A PUSH BUTTON)</i> | | |
| 5280024L | DPDT MAINTAIN ACTION SWITCH W/8" LEADS | \$40.00 |
| 5280025L | DPDT MOMENTARY ACTION SWITCH W/8" LEADS | \$40.00 |
| 5280024T | DPDT MAINTAIN TOGGLE SWITCH W/8" LEADS | \$50.00 |
| TIME DELAY REPLACEMENT PARTS | | |
| 5220023L | PNEUMATIC 2-60 SEC. TIME DELAY SWITCH | \$250.00 |
| 52800AT | AT ADJUSTABLE 2-60 SEC.TIMER DPDT 12/24 VDC | \$70.00 |
| 52800FT | FT FIXED 30 SEC.TIMER DPDT 12/24 VDC | \$70.00 |
| 4505001 | ET TIMER 2-60 SEC. DPDT 12/24 VDC | \$125.00 |
| ELECTRICAL BOXES & ACCESSORIES | | |
| 500351 | 1-GANG STANDARD ELECTRICAL BOX | \$15.00 |
| 500352 | 2-GANG STANDARD ELECTRICAL BOX | \$20.00 |
| WR500351 | 1-GANG WEATHER RESISTANT ELECTRICAL BOX | \$25.00 |
| WR500352 | 2-GANG WEATHER RESISTANT ELECTRICAL BOX | \$30.00 |
| N500351 | NARROW 1-3/4" JAMB MOUNT BACK BOX BLACK HIGH IMPACT PLASTIC CONSTRUCTION | \$44.00 |
| SS500351 | SS 1 GANG SURFACE BOX FOR 5277 SERIES | \$75.00 |
| SSN500351 | SS NARROW SURFACE BOX 1-3/4 FOR"N" 5277 | \$60.00 |
| LED REPLACEMENT PARTS | | |
| 7020251 | BLACK PLASTIC BEZEL (BICOLOR RED / GREEN) W/6" LEADS | \$12.00 |
| 7020256 | CHROME BEZEL FOR HD AND 7200 SERIES ANNUNCIATORS (BICOLOR RED / GREEN) | \$25.00 |
| 7020252-HI | HI INTENSITY RED W/6" LEADS | \$60.00 |
| 7020255-HI | HI INTENSITY GREEN W/6" LEADS | \$60.00 |
| 7020252-HI-WR | WEATHER PROOF HI INTENSITY RED 6" LEADS | \$66.00 |
| 7020255-HI-WR | WEATHER PROOF HI INTENSITY GREEN 6" LEADS | \$66.00 |
| MISC. REPLACEMENT PARTS | | |
| 6410015-J | 6420 / 6495 SERIES SPDT REPLACEMENT SWITCH (2 REQUIRED PER DEVICE) | \$36.00 |
| 6410015-JWR | WEATHER PROOF SWITCH FOR SAME AS ABOVE | \$50.00 |
| 1100640 | xCT COVER TAMPER REPLACEMENT SWITCH | \$30.00 |
| LA-LABEL DOOR SIGN 15-30 | DELAYED EGRESS NFPA 101 SIGNAGE | \$14.00 |