















## Accessories

Item	Accessory	Description
	<b>2001M:</b> Plug-in bridge rectifier	<b>Converts AC to unfiltered DC.</b> Rated 35 V, 1 Amp <i>Includes MOV and self-resettable fuse Not recommended for 1006 Electric Strike</i>
	<b>2001-1:</b> Wire-in bridge rectifier	<b>Converts AC to unfiltered DC.</b> Rated 35 V, 2 Amp <i>Not recommended for 1006 Electric Strike</i>
	<b>2004M:</b> ElectroLynx® adapter	<b>Adapter between existing HES electric strikes and ElectroLynx® connectors</b>
	<b>2005M3:</b> SMART Pac® III	<b>In-line power controller able to receive input voltages from 12- 32V AC or DC.</b> Built-in bridge rectifier. Reduces initial voltage by 25% to extend the life of the electric strike. <i>Includes built-in resettable fuse, MOV, voltage regulation and input voltage level indicating and unit status For use with 1006, input voltage must be DC</i>
	<b>2006M:</b> Plug-in buzzer	<b>Audible operation indicator.</b> At 24VDC, 75db @ 11-3/4"
	<b>2007M:</b> Plug-in pigtail connectors	With 4" wire leads
	<b>150:</b> Strike latch guard	<b>Stainless steel.</b> Installed at the edge of the door to cover the lock and electric strike

## Accessories

Item	Accessory	Description
	<p><b>310-2-3:</b> Astragal strike latch guard</p>	<p>Designed to prevent tampering with the latchbolt, as well as the latchbolt keeper. Prevents one door from being open before the other.</p>
	<p><b>SMB:</b> Surface mounting box</p>	<p>Installs on inactive door of pair of doors to accommodate rim-exit devices. To be used with the 7000 (783S and 789S), 9400, 9500 and 9600 series. <i>Available in black finish only</i></p>
	<p><b>152:</b> Universal mounting tabs</p>	<p>Mount inside hollow metal and aluminum jambs</p>
	<p><b>154-MTK:</b> Metal template kit</p>	<p>For installing the 1006, 4500, 5000, 5200, 7000 and 7501 electric strikes <i>(4-7/8" ANSI jamb preparation only)</i></p>
	<p><b>9000-MTK:</b> Metal template kit</p>	<p>For installing the 9400, 9500, 9600, electric strikes</p>
	<p><b>157D:</b> Torx® security bit</p>	<p>Tamper-Resistant Torx® R20 insert bit</p>
	<p><b>157:</b> Torx® screws</p>	<p>Two (2) 12-24 UNC x 3/4" FH Tamper-Resistant Pin-in-Torx® screws</p>