

D60 Series Extra Heavy Duty Security Deadlock



Finishes

US3, US4, US5A, US10, US10B, US26, US26D


Certification & Compliance

- ANSI A156.5, Auxiliary Locks, Grade 1.
- Underwriters Laboratories (U.L. and U.L.C.) listed for use on A label or lesser doors when used in conjunction with a rated primary latching device.

General Specifications

- Housing—Two-piece housing, with free-spinning outer ring to prevent wrenching. Concealed mounting screws are standard on double cylinder functions.
- Deadbolt—1", solid steel deadbolt throw with hardened steel pin.
- Backset—2-3/8", 2-3/4".
- Deadbolt Fronts—2-1/4" x 1" standard for 2-3/8" backset, 2-1/4" x 1-1/8" standard for 2-3/4" backset. Drive-in deadbolts are available.
- Doors—1-3/8" to 1-3/4" thick standard.
- Strikes—Supplied standard with two strikes. #345—security strike for steel frame. #346—security strike for wood frame.
- Handing—All functions are reversible.
- Cylinder—Solid brass, Arrow "A" keyway, drilled for 6 pins, pinned to 5. Supplied with two keys.
- Cylinder Options—Accepts 6 or 7 pin interchangeable cores. Supplied less cores. Will accept Best™ or Falcon™ type cores.


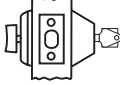
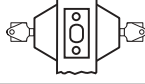
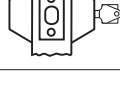

D61 Single Cylinder Deadbolt (Interior) Thumbturn



D62 Double Cylinder Deadbolt (Exterior)



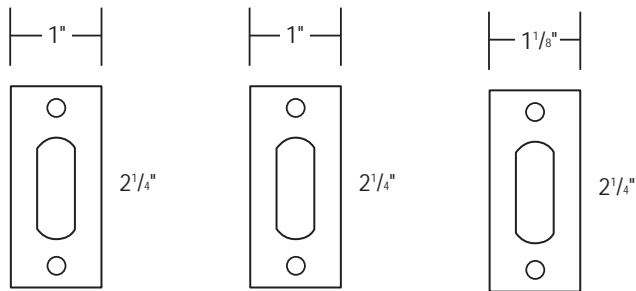
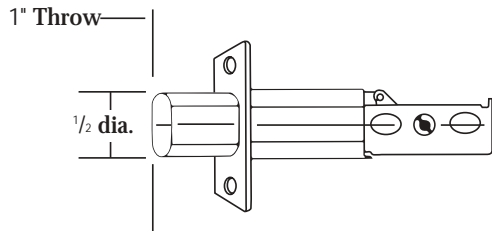
Functions - D Series Deadlocks

D	DESCRIPTION	OPERATION
D60	Exit 	Throw or retract bolt by thumbturn only
D61	Single Cylinder 	Throw or retract bolt by key outside, thumbturn inside
D62	Double Cylinder 	Throw or retract bolt by key either side
D63	Single Cylinder 	Throw or retract bolt by key one side, blank plate opposite
D64	Classroom 	Throw or retract bolt by key-Thumbturn will not throw bolt, only retract

ARROW ARCHITECTURAL HARDWARE

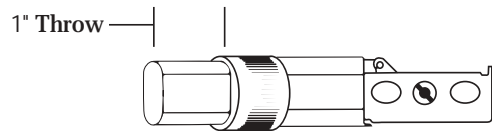
D and E Series Deadlock Parts

Deadbolts



#141 2-3/8" Backset #142 2-3/4" Backset #144 2-3/4" Backset

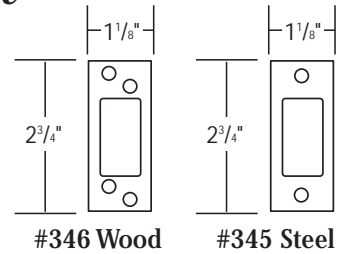
Drive-In Deadbolts



#145 2-3/8" Backset #146 2-3/4" Backset

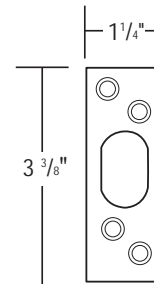
395 Strike Package

#395 Supplied standard with D & E Series Locks. Set includes both #345 and #346 strikes. For wood and metal frames.

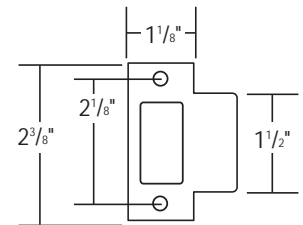


Optional Strikes

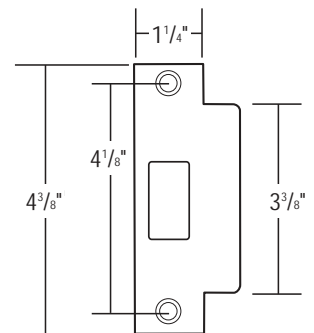
#353 reinforced steel with 4 mounting screws. Optional for D & E Series Deadbolts.




#350 1 1/4" lip. Optional for D & E Series Deadbolts.



#347 ASA 115.2 11/8" Flat Lip. Optional for D & E Series Deadbolts.



E60 Heavy Duty Deadlock Series



General Specifications

- Housing—Two-piece housing, with free spinning outer ring to prevent wrenching. Concealed mounting screws standard on double cylinder functions.
- Thru-bolting—supplied with two 1/4" steel thru-bolts.
- Deadbolt—1", solid steel deadbolt throw with hardened steel pin insert.
- Backset—2-3/8", 2-3/4".
- Deadbolt fronts—2-1/4" x 1" standard for 2-3/8" backset, 2-1/4" x 1-1/8" standard for 2-3/4" backset. Drive-in deadbolts are available.
- Doors—1-3/8" to 1-3/4" thick standard.
- Strikes—Supplied standard with two strikes. #345—security strike for steel frame. #346—security strike for wood frame.
- Handing—All functions are reversible.
- Cylinder—Solid brass, Arrow "A" keyway, drilled for 6 pins, pinned to 5 for stock. Supplied with two keys.
- Cylinder Options—Accepts 6 or 7 pin interchangeable cores. Supplied less cores. Will accept Best™ or Falcon™ type cores.

Finishes

US3, US4, US5A, US10, US10B, US26, US26D

Certification & Compliance

- ANSI A156.5, Auxiliary Locks, Grade 2.
- Underwriters Laboratories (U.L. and U.L.C.) listed for use on A label or lesser doors when used in conjunction with a rated primary latching device.


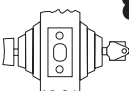
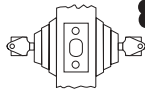
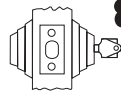

E61 Single Cylinder Deadbolt (Interior) Thumbturn



E62 Double Cylinder Deadbolt (Exterior)



Functions - E Series Deadlocks

E	DESCRIPTION	OPERATION
E60	Exit 	Throw or retract bolt by thumbturn only
E61	Single Cylinder 	Throw or retract bolt by key outside, thumbturn inside
E62	Double Cylinder 	Throw or retract bolt by key either side
E63	Single Cylinder 	Throw or retract bolt by key one side, blank plate opposite
E64	Classroom 	Throw or retract bolt by key-Thumbturn will not throw bolt, only retract

ARROW ARCHITECTURAL HARDWARE

N Series Deadlock



N Series

General Specifications

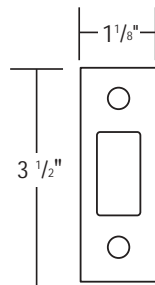
- Housing—Heavy wrought steel with zinc dichromate finish.
- Deadbolt—1" throw solid brass deadbolt with hardened steel pin.
- Backset—2 3/4".
- Doors—1-3/8" to 1-3/4" thick standard.
- Strikes—Supplied standard with #380-security strike for steel frame.
- Handing—All functions are reversible.
- Cylinder, Standard—Solid brass, Arrow "A" keyway, drilled for 6 pins, pinned to 5 for stock. Supplied with two keys.
- Cylinder Options—Accepts 6 or 7 pin interchangeable cores. Supplied less cores. Will accept Best™ or Falcon™ type cores.

Functions - N Series Deadlocks

N	DESCRIPTION		OPERATION
N40	Exit		Throw or retract bolt by thumbturn only
N41	Single Cylinder		Throw or retract bolt by key outside, thumbturn inside
N42	Double Cylinder		Throw or retract bolt by key either side
N43	Single Cylinder		Throw or retract bolt by key on one side
N44	Classroom		Throw or retract bolt by key-Thumbturn will not throw bolt, only retract

Strike

#380 Strike
Standard N Series



Thumbturn

#836-17A Thumbturn for
N Series. Rose diameter 1 1/2"

