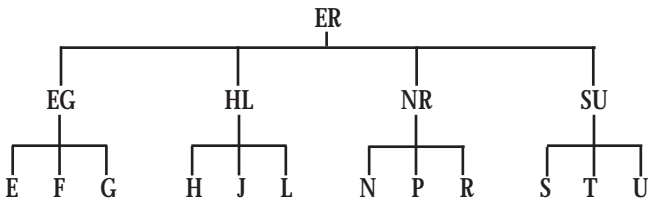


# ARROW ARCHITECTURAL HARDWARE

## Keys

### Arrow Sectional Keyways

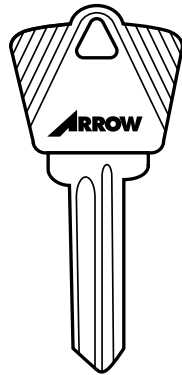


*Note: Arrow Architectural hardware is available with Arrow's sectional keyways to accommodate large masterkey systems.*



Standard Bow

**K**



Large Bow

**L**

### Cylindrical Lock Tailpieces

CAT NO.		APPLICATION
1001-44		H Series knobs
1001H-44		H Series, hotel function
7501H-44		H Series, ball knob, hotel function
550AM-44		M Series, knobs, TA, DD design
750-44		M Series, ball knobs
550H-44		M Series, hotel function
SS1001-44		S Series knobs and M, L, W Series levers
750H-44		M Series, hotel function, ball knob

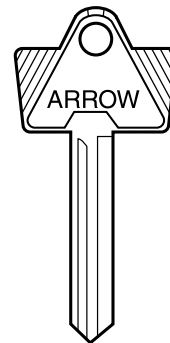
### Keyblanks

CAT NO.	DESCRIPTION
K5 (standard bow)	5 pin, brass for stock locks
K6	6 pin, nickel silver, for MK Systems
L6 (large bow)	6 pin, nickel silver, for MK Systems

*Note: For keys without Arrow logo KPx keyway. To order key blanks specify bow type, number of pins and keyway. Conventional keys are cut bow to tip.*

### Keyblanks - Interchangeable Core

*Note: Key blanks are available for Arrow's proprietary family of keyways. Stock sections are 1C and 1D. Other keyways require a letter of authorization.*



IC Bow

CAT NO.	DESCRIPTION
K11 x Keyway	6 or 7 pin, nickel silver
K11CP x Keyway	6 or 7 pin, without Arrow logo

### Deadlock Tailpieces

CAT NO.		APPLICATION
92C-44 x 1-7/8"		D & E Series, 1-3/8" door, single cylinder (40 Series only).
92C-44 x 2-1/2"		D & E Series, 1-3/4" - 2-1/4" doors, single cylinder (40 Series only).
92DC-44 x 7/8"		D & E Series, 1-3/8" door, double cylinder (40 Series only).
92DC-44 x 1-1/8"		D & E Series, 1-3/4" to 2-1/4" doors, double cylinder (40 Series only).