

Introduction

Ilco's engineering teams in Italy and North America produce an unrivaled range of key blanks and precision crafted key originating and duplicating machines. The key machines presented here are the most popular Ilco, Silca & Ilco Orion key machines. Detailed specifications and additional information can be found on our web site—www.mfsales.com.

008 Mini-Mite Manual Duplicator

The Mini-Mite manual duplicator is a lightweight, compact machine that is perfect for carrying right to the job. It will duplicate almost all cylinder keys, large bow hotel/motel keys, and double-sided car keys easily (such as Ford Escort and GM Cavalier) and includes two-way reversible vise jaws that securely clamp residential, padlock, and/or double-sided keys without adapters. Use the optional 27X accessory pack to convert the 008 to cut flat style keys. Standard cutter is 23RE. Available voltages: 12V DC or 110V AC. Optionally available for 220VAC.



009 Duplicator

Duplicates standard size tubular keys quickly and economically. An indexing system built into the machine simplifies duplication of industry standard seven cut tubular keys. Compact size allows for easy transportation. Standard cutter is 16CT. Available voltages: 110V AC. Optionally available for 12V DC and 220VAC.




017 Fully Automatic Duplicator

Fully automatic hands free key cutting! Load the keys and the 017 automatically does the work, tracing the key twice in under 20 seconds! The ideal machine for high volume, high traffic key duplicating. The 017 reduces operator errors in duplicating and allows for hands-free cutting. Designed to cut cylinder keys, including large bow hotel/motel keys and double-sided car keys easily (such as Ford Escort and GM Cavalier). Standard cutter is P9-MC. Available voltage: 110V AC. Optionally available for 12V DC and 220V AC.




030 Duplicator

Engineered to cut safe deposit duplication time in half! This type of key can be stacked two deep so they are cut two at a time. The direct fed carriage eliminates angle errors introduced by pivoting carriage type machines. Includes single sided vise jaws with tip stops and ratchet handles. Standard cutter is the CU30-55 slotter. Operates on 110V AC. No other voltage options are available.



031 Duplicator

The 031 duplicator cuts paracentric style detention lock keys. The 4" carbide cutter is mated with a matching cutter guide. This machine has been tested and is approved for use by the Federal Bureau of Prisons. The standard cutter is the CU30-88 slotter. Folger Adam Mogul cylinder keys can be cut using the optional 031-CKM conversion kit. Operates on 110V AC. No other voltage options are available.



044 Duplicator

The 044 "Performance Series" duplicator is essentially a redesigned 024B type semi-automatic key duplicator, intended for duplicating commercial and automotive cylinder keys. This model is definitely a step up in performance over other mid-price semi-automatics currently available. The 044 is compatible with most generators/inverters of 500 watt output and higher (110V model). Depth adjustment is accomplished using a dial type configuration that makes for easier calibration and accurate, repeatable results. The standard cutter is CU20. Available voltage: 110V AC. Optionally available for 12V DC and 220V AC.



ILCO UNICAN

Key Machines

045 Duplicator

The 045 "Performance Series" duplicator is a total redesign of the popular 025 manual key machine. Based of the 044's unified base platform, the 045 addresses performance issues that have evolved over time: longer keys, mobile operation, etc. The 045 is compatible with most generators/inverters of 500 watt output and higher (110V model). It has wide spacing between vise jaws to allow for longer cylinder type keys and keys with long bows. It has a carriage stop that prevents accidental cutter contact. Depth adjustment is accomplished using a dial type configuration that makes it easier to calibrate and provides accurate, repeatable results. Standard cutter is P-X23MC. Available voltage: 110V AC. Optionally available for 12V DC and 220V AC.




046 Duplicator

The 046 "Performance Series" duplicator is a redesign of the popular 026 manual key machine. The 046 is compatible with most generators/inverters of 500 watt output and higher (110V model). Depth adjustment is accomplished using a dial type configuration that makes it easier to calibrate and provides accurate, repeatable results. Configured with a slotter cutter and corresponding cutter guide for flat key (safe deposit, locker, etc.) applications. Standard cutter is P-45SMS. Available voltage: 110V AC. Optionally available for 220V AC.




Bravo II Semi-Automatic Duplicator

A sturdy machine designed to deliver years of service. The Bravo II semi-automatic duplicator has 4-way vise jaws, twin carriage shafts, a safety release carriage, and a micrometer adjustable trace guide. Now equipped with a CU50A cutter for increased duplicating capability, the Bravo II duplicates almost any standard residential, commercial or automotive key. Available voltage: 110V AC. Optionally available for 12V DC and 220V AC.



KD85 Duplicator

The KD85 can duplicate a standard single or double sided key and it can duplicate angle cut (Medeco®/ Emhart) keys from an original. The cutter and key guide tilt to allow this machine to accurately duplicate angle cut keys. It also cuts Medeco® keys by direct digit code. This machine has three cutter angle positions: left tilt, center, and right tilt. The standard cutter is the CU85. Available voltage: 110V AC. Optionally available for 220V AC.



MARKER

A stand-alone marking machine that will easily imprint keys & medallions. The unit's built in computer uses a variety of type styles and sizes to mark up to four lines of text on the target object. Connecting the MARKER to a PC enhances its capabilities to include graphics marking and increased database storage of marking text. Additional options include a special jaw for marking cylinders and dog tags. Available voltage: 110V AC. Optionally available for 220V AC.



MATRIX S

Precision control in all three axis provides the ability to duplicate laser and dimple style keys with ease. The MATRIX S vise jaws handle a wide variety of keys without the need for adapters. Many types of commercial and automotive applications now use keys that can be duplicated only on a Matrix style key machine. An electronic adjustment feature is included. Many cutters are available for duplicating specialty keys. The Matrix S features parallel jaws with an interchangeable plate set and movement on three axis with roller bearing guides. The standard cutter supplied is F22 (D405488RA). Available voltage: 110V AC. Optionally available for 220V AC.




MATRIX SX

In addition to features found on the MATRIX S, the SX also includes tilting vise fixtures that permit easy duplication of angled surface commercial high security keys and a spring loaded tracing guide that permits easier alignment for duplication. Many other cutters are available for duplicating specialty keys. The Matrix SX is a top quality machine with the brilliant combination of smooth movement through roller bearings, electromechanical calibration and tilting jaws. The standard cutter supplied is F22 (D405488RA). Available voltage: 110V AC. Optionally available for 220V AC.



MATRIX SLX

The SLX model builds on the previous Matrix models and uses self-centering chucks that permit the quick change of cutters without the need for tools. The SLX also features a two-speed motor that facilitates the use of optional cutters for special applications. An electronic adjustment feature is included. A variety of cutters is available for duplicating specialty keys. The MATRIX SLX can duplicate many keys, like Fichet without the need for special adapters. The standard cutter supplied is F22 (D405488RA). Available voltage: 110V AC. Optionally available for 220V AC.



RW2 Transponder Detector/Encoder

The RW2 is a self-contained unit that detects and identifies transponder equipped keys. It also reads the code and displays it on the LED display. Stored codes can be archived and transferred to other keys, allowing duplication of the electronic code. Detects and identifies transponder keys as well as allowing for duplication. The vehicle need not be present when a key is being generated or duplicated. The RW2 allows for the creation of an unlimited number of keys for a vehicle, despite the fact that many vehicles are often limited to 4-10 transponder key codes in their memory. Optional STP software is available which allows additional functions including enhanced customer archiving. Operates on a built-in rechargeable battery, recharged with a 12V DC power supply (included).



Silca STLM

The Silca STLM works with the RW2 or the Silca STP software to allow servicing of Audi and Volkswagen vehicles that are transponder equipped. The STLM interfaces with the on-board computer and allows codes to be reloaded into the vehicle's memory. Codes of lost or stolen keys can also be deleted from memory. Either the RW2 or STP software is required to utilize the STLM.



TD3A Transponder Detector

This hand held unit detects transponders that are concealed in the head of a key used in modern electro-mechanical automotive locking systems. It takes only a second to confirm the presence of a transponder in a key and indicate the transponder type. Identifies five different transponders: Megamos, Motorola, Phillips, Temic, and Texas Instruments. The TD3A is compact, easy to carry, and includes a 9-volt battery.



Note: Mayflower stocks a wide variety of parts and accessories to support your key machines-belts, jaws, switches, cutters and more are available from stock. Call us when you need assistance with parts and accessories!