

Keyways

Arrow AA 1179	Composite NA R1064E	Composite NB HR1
Corbin 60 CA 1001EH	Corbin 67 CB 1001EN	Corbin 77 CC R1001EN
Corbin CD 59A1-A2	Corbin/ Russwin CE LA	Dexter 67 XE D1054K
Dominion DA S54F	Dominion DB D05/D06	ILCO® UA X1054K
UB Lori L100 Eagle 11929 Harloc 700	Lori UD Centric 90	Lori UE Lori 80
Kwikset KS 1176	Lockwood LA 1004	Russwin RA 5981R N1011P
Russwin D1 RB 1011D1	Sargent LA GA 1007LA	Sargent GB LA-1C
Sargent GC RA-RC	Schlage C SC 1145	Schlage SX C-K, 1145
Schlage E SE 1145E	Schlage F SF 1145F	Segal 9 FA (1022)
Weiser E WA Falcon 1054WB 1054WC	Yale 8 YA 999	Yale YG Yale GA

Comments: 1 1/8 mortise drilled 6 pin. 1 1/4 - 1 1/2 mortise drilled 7 pin except Yale and Kwikset. Key-In-Knob drilled 6 pin.

Cams and Tailpieces

1 Standard (863G)	2 Adams Rite (863A)
3 Clover (863D)	4 Narrow (863E)
5 Marks Cam (863F)	6 Yale (863)
11 14PR-RM (863H)	12 22PR-A-RM (863J)
13 22PR-RM (863K)	15 Schlage L (863M)
16 Sargent/Yale (863N)	17 Segal/Emhart (863P)
18 Lori Deadbolt (863R)	19 Clover Corbin/ Russwin Best (863S)
8 Standard 1 3/4" (862)	9 Long 2 3/8" (862A)

Cams and Tailpieces are also sold separately.

Finish Codes

CODE	DESCRIPTION	US #	BHMA
03	Bright Brass	03	605
04	Satin Brass	04	606
05	Antique Brass	05	662
10	Satin Bronze	10	612
10B	Oil Rubbed Bronze	10B	613
26	Bright Chrome	26	625
26D	Satin Chrome	26D	626
28	Clear Aluminum Anodized	28	628
29	Black Aluminum	19	-
46	Duracolor Dark Brown Aluminum	46	-

All finish codes are ANSI/BHMA "E" (equivalent in appearance to category "A") codes and do not reflect the product's base material.

Keying Codes

CODE	DESCRIPTION
KA	All keyed alike
KD	Keyed different
KA2	Keyed alike in pairs
KA4	Keyed alike in fours
OB	"O" bitted - Blade Height
MK	Master keyed
GMK	Grand master keyed

The charts shown on these two pages are based on the product number structure.

How to Order










Example: Standard 1 inch, 5 pin mortise cylinder, Arrow keyway with Adams Rite cam, satin chrome finish, keyed alike in pairs.

Ordering Ilco cylinders is easy. Follow the five step process to order the correct Ilco Cylinder every time.

- 1 Specify cylinder model number.
- 2 Specify double letter code for manufacturer's keyway.
- 3 Specify code number for cam or tailpiece.
Not required for KIK or Dummy cylinders
- 4 Specify code number for finish.
- 5 Specify code letters for keying.

7	1	6	5	A	A	2	-	2	6	D	-	K	A	2
1				2		3	4	5						
Cylinder Model Number				Keyway		Cam or Tailpiece*	Finish	Keying						

Rim Cylinder Accessories

	MODEL NO.	DESCRIPTION
	750B-00-10	Standard Mounting Plate
	864-03-10	Standard Break-off Connecting Screw 12-24 x 1 3/4"
	794-19	Extra Long Break-off Screw 12-24 x 2 3/8"
	794-19	862-00-10 Standard Break-off Tailpiece 1 3/4"
	862A-00-10	862A-00-10 Extra Long Tailpiece 2 3/8"
	750B	TRIM RINGS
	861-03-10*	Bright Brass 1.28" diameter recess
	861S-03-10	Bright Brass 1.36" diameter recess
	861S-10-10	Satin Bronze 1.36" diameter recess
	861S-26D-10	Satin Chrome 1.36" diameter recess
	861S-46-10	Duracolor 1.36" diameter recess
	861S	

* For 605 Die cast cylinders.

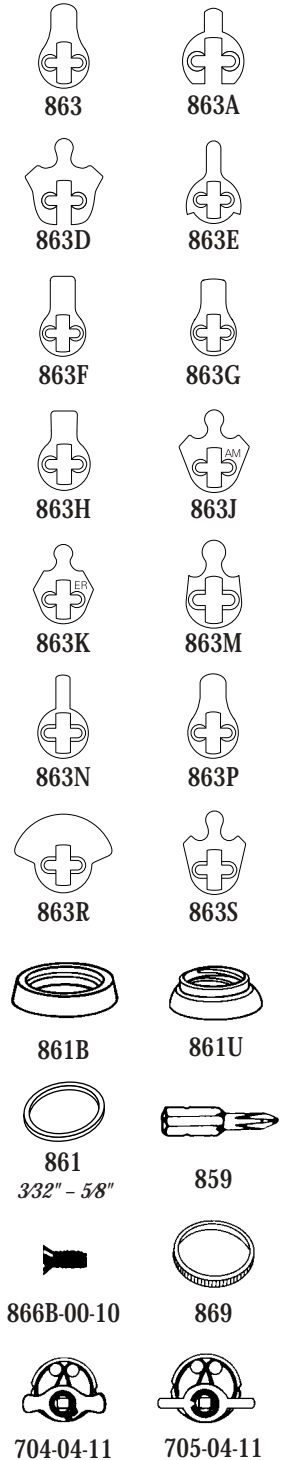
ILCO

Cylinders

Mortise Accessories

MODEL NO.	DESCRIPTION		
863-00-10	Yale Cam		
863A-00-10	Adams Rite Cam		
863D-00-10	Standard/Lockwood/Marks Cloverleaf		
863E-00-10	Narrow Cam		
863F-00-10	Marks Cam		
863G-00-10	Standard Cam		
863H-00-10	Dominion 14PR-RM Cam		
863J-00-10	Dominion 22PR-A-RM Cam		
863K-00-10	Dominion 22PR-E-RM Cam		
863M-00-10	Schlage L Cam		
863N-00-10	Sargent/Yale Cam		
863P-00-10	Segal/Emhart Cam		
863R-00-10	Lori Deadbolt		
863S-00-10	Corbin/Ruswin/Best Cloverleaf		
ADJUSTABLE SPRING COLLARS		ADJUSTMENT	
861U-03-10	Bright Brass, Steel Plated	5/16"-1332"	
861U-26-10	Bright Chrome, Steel Plated	5/16"-1332"	
TAPERED COLLARS		PROJECTION	HEAD RECESS
861B-03-41	Bright Brass Hardened Steel Collar	7/16"	1/4"
861B-25-41	Satin Chrome Hardened Steel Collar	7/16"	1/4"
861B-46-41	Duracolor Hardened Steel Collar	7/16"	1/4"
SOLID COLLARS (Replace "XX" with finish 03, 10, 28, 29 or 46.)		THICKNESS	
861C-XX-10	Aluminum Collar	3/32"	
861D-XX-10	Aluminum Collar	1/8"	
861E-XX-10	Aluminum Collar	5/32"	
861K-XX-10	Aluminum Collar	3/16"	
861L-XX-10	Aluminum Collar	7/32"	
861F-XX-10	Aluminum Collar	1/4"	
861M-XX-10	Aluminum Collar	9/32"	
861N-XX-10	Aluminum Collar	5/16"	
861P-XX-10	Aluminum Collar	11/32"	
861Q-XX-10	Aluminum Collar	3/8"	
861R-XX-10	Aluminum Collar	1/2"	
861T-XX-10	Aluminum Collar	5/8"	
861K-00-10	Grey Vinyl Collar	3/16"	
MISCELLANEOUS PARTS			
859-00-11	#1 Phillips Hex Bit		
869-00-10	Cash Box Nut - Fits thread on Standard Mortise Cylinder		
866B-00-10	Mortise Cam Screws, (Bag of 100)		
704-04-11	Standard Throw Turn Knob Disc, 3/16" Sq. Hub		
705-04-11	Long Throw Turn Knob Disc, 3/16" Sq. Hub		

Cams

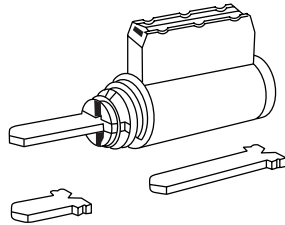


Replacement Knob/Lever Cylinders

Universal Knob/Lever

Locksets

- 27 Keyways
- 04 and 26D finish
- Operates most Grade 1 and 2 locksets and leversets
- Solid Brass
- Tailpieces may be mounted vertically or horizontally

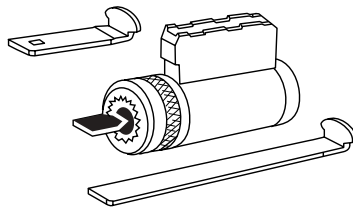


MODEL	PINNING	APPLICATION
15395	5 pin (6 pin drilled)	Universal
15396	6 pin	Universal

Arrow and Schlage

Deadbolt

- Arrow D, E, K; Schlage B100, B200, B400; H Series deadlock
- 04 and 26D finish
- Solid Brass



MODEL	PINNING	APPLICATION
15965	5 pin (6 pin drilled)	Arrow, Schlage
15966	6 pin	Arrow, Schlage

Profile Cylinders

- Only available in 04 and 26D finishes
- Keyways available: SC1 (SC) and KW1 (KS)



Turnknob Cylinder

- Thumb turn x cylinder, 5 pin only
- Specify Hand



MODEL	LENGTH
52225	5 pin

Double Cylinder

- Length: 2-1/2"
- Not Handed




MODEL	LENGTH
53225	5 pin
53226	6 pin (SC1 keyway only)

Specialty

Peanut Mortise Cylinder

Applications: Early model deadbolts for narrow stile glass doors, boat hull doors, Merit Metal mortise locks, Merit Metal sliding door locks.

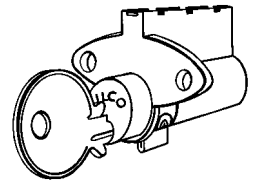
- 7/8" length
- 5 pin keyed, X1054JK keyway
- Turnknob model available
- Available in bright chrome finish onl



MODEL	PINNING	KEYED
630-26D-41 KD	5 pin	different
630-26D-41 KA2	5 pin	alike in pairs
631-26D-41	Turn Knob	

Post Office Box

This cylinder operates both the old and new style U.S.P.S. "post office" boxes. Designed for durability, these cylinders are assembled with a bottom cam (for older style boxes), a rear cam and mounting screws are included for newer style boxes.



Applications: U.S.P.S. 1500 series P.O. box doors - bottom cam. USPS 2900 series P.O. box doors - rear cam. Salisbury Industries model 2200 boxes - bottom cam.

- Solid Brass
- Yale (8) 999 keyway
- Additional keyways available by quotation.
- 5 pin with 6 pin key (999A)

MODEL	DESCRIPTION
7835YA-04-KD	U.S.P.S. Post Office Box

ILCO

Cylinders

Mortise Cylinders

ILCO® mortise cylinders are machined from solid bar brass. This line offers a broad selection of models, providing the flexibility required for numerous applications. Threadsize is 1.150" x 32 UNS.

Keyed

- 30 keyways
- 6 lengths
- 14 cams
- 10 finishes
- Furnished with Look Alike® keys.
- Rekeyable to original manufacturer's systems.



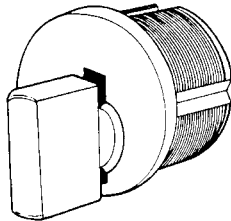
MODEL	LENGTH	PINNING	RI MODEL
7155	1 5/16"	5 pin	—
7165	1"	5 pin	RI100
7185	1 1/8"	5 pin (6 pin drilled)	RI118
7205	1 1/4"	5 pin *(7 pin drilled)	RI114
7225	1 3/8"	5 pin *(7 pin drilled)	RI138
7245	1 1/2"	5 pin *(7 pin drilled)	RI112

Certified ANSI/BHMA Grade I.
*Not available 7 pin in all keyways.

Turn Knob

- 3 lengths
- 14 cams

MODEL	LENGTH	RI MODEL
7161	1"	RI300
7181	1 1/8"	RI318
7201	1 1/4"	RI314



Dummy

- 3 lengths
- 10 finishes

MODEL	LENGTH	RI MODEL
7160	1"	RI400
7180	1 1/8"	RI418
7200	1 1/4"	RI414



Rim Cylinders

These solid bar brass rim cylinders are ideal for use on 1 3/8" to 2 1/4" thick doors. Each cylinder is furnished with trim ring, mounting plate and break-off screws.

Keyed

- 30 keyways
- 10 finishes
- 5 and 6 pin
- Furnished with Look Alike® keys.
- Horizontal or vertical tailpiece installation.
- Rekeyable to original manufacturer's systems.



MODEL	PINNING	RI MODEL
7015	5 pin (6 pin drilled)	RI200

Dummy


- 10 finishes
- Solid bar brass, no plug hole.



MODEL	DESCRIPTION
7010	Dummy

Zinc Rim

- 5 pin tumbler mechanism.
- Furnished with trim ring, mounting plate and screws.
- Horizontal or vertical applications.
- 31005 and 32005 are available in 04, 28, 46 finishes only.



MODEL	DESCRIPTION
605-04-41	Zinc Die Cast Rim (packed with 1054DL Keys)
31005	Zinc Die Cast (Lori L100 Keyway)
32005	Zinc Die Cast (1st. pin at .216)