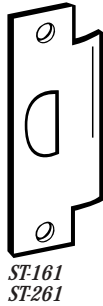


### Standard ANSI Strike


- .095 (13GA)
- Finishes—ST-161: 605, 606, 612, 613, 625, 626, 630  
ST-261: BP (Steel Brass Plated), DU (Duro Coated), SL (Silver Coated)



| NUMBER | DIMENSIONS      |
|--------|-----------------|
| ST-161 | 4-7/8" x 1-1/4" |
| ST-261 | 4-7/8" x 1-1/4" |

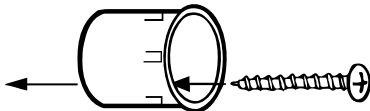
### T-Strikes

- .050 (18GA). Non ferrous base material.
- Finishes—605, 630



| NUMBER | DIMENSIONS      |
|--------|-----------------|
| TS-234 | 2-3/4" x 1-1/8" |

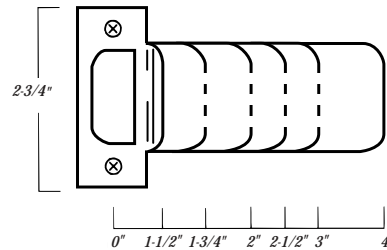
### Thimble Strike



- Finishes—BP (Brass Plated), CP (Chrome Plated)

| NUMBER | DIMENSIONS  |
|--------|-------------|
| TS-100 | 1" Diameter |

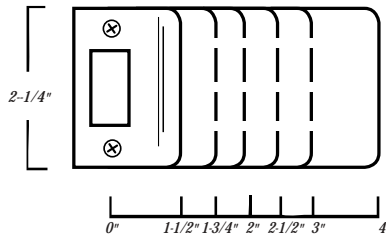
### 2-3/4" Extended Lip T-Strike



- .050 (18GA)
- Finishes—605, 609, 630

| NUMBER  | DIMENSIONS      |
|---------|-----------------|
| ETS-102 | 2-3/4" x 2"     |
| ETS-103 | 2-3/4" x 3"     |
| ETS-104 | 2-3/4" x 4"     |
| ETS-115 | 2-3/4" x 1-1/2" |
| ETS-125 | 2-3/4" x 2-1/2" |
| ETS-175 | 2-3/4" x 1-3/4" |

### 2-1/4" Extended Lip Strike

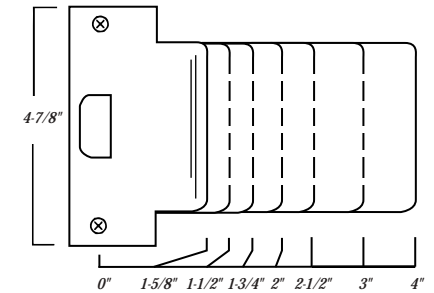


- .050 (18GA).
- Finishes—605, 609, 630

| NUMBER  | DIMENSIONS      |
|---------|-----------------|
| *EL-102 | 2-1/4" x 2"     |
| EL-103  | 2-1/4" x 3"     |
| EL-104  | 2-1/4" x 4"     |
| EL-115  | 2-1/4" x 1-1/2" |
| EL-125  | 2-1/4" x 2-1/2" |
| EL-175  | 2-1/4" x 1-3/4" |

\*NOTE: EL-102 Series also available with radius corners

### 4-7/8" Extended Lip ANSI Strike




- .095 (13GA)
- Finishes—605, 612, 630

| NUMBER  | DIMENSIONS      |
|---------|-----------------|
| EST-102 | 4-7/8" x 2"     |
| EST-103 | 4-7/8" x 3"     |
| EST-104 | 4-7/8" x 4"     |
| EST-115 | 4-7/8" x 1-1/2" |
| EST-125 | 4-7/8" x 2-1/2" |
| EST-158 | 4-7/8" x 1-5/8" |
| EST-175 | 4-7/8" x 1-3/4" |

### Blank Strikes

- .095 (13GA)
- Finishes—605, 612, 626, 630



| NUMBER | DIMENSIONS      |
|--------|-----------------|
| BS-161 | 4-7/8" x 1-1/4" |

Strikes

Security Strikes

For Deadbolt



2-SDS

For Key-in-Knob



2-SS

- .095 (13GA)
- Supplied with four 3" screws for extra security.
- Finishes—BP (Steel Brass Plated), SL (Steel Silver Coated)

Super strike for deadbolt



2-SDS-8

| NUMBER  | DIMENSIONS      |
|---------|-----------------|
| 2-SDS   | 4-7/8" x 1-1/4" |
| 2-SS    | 4-7/8" x 1-1/4" |
| 2-SDS-8 | 8" x 1-3/8"     |

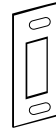
Security Strikes

Adjustable for Key-in-Knob



A-2-SS

Adjustable for Deadbolt



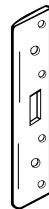
A-2-SDS

- .095 (13GA)
- Finishes—BP (Steel Brass Plated), SL (Steel Silver Coated)

| NUMBER  | DIMENSIONS      |
|---------|-----------------|
| A-2-SDS | 3-3/8" x 1-1/4" |
| A2-SS   | 3-3/8" x 1-3/4" |

Series-8 Strikes

Polybagged. Supplied with four 3" screws for extra security. 13 ga



FL-208N  
FL-208W



FL-208NM  
FL-208WM

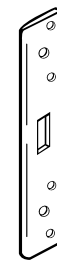
- .095 (13GA)
- Finishes—FL-208WM: BP (Brass Plated), SL (Silver Coated)  
FL-208N, FL-208NM: BP (Brass Plated),  
FL-208W:BP (Brass Plated), WH (White Coated), SL (Silver Coated)

**FL-208N, FL-208W**—Single hole version designed to work with key-in-knob or deadbolt.

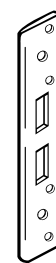
**FL-208NM, FL-208WM**—Mortise hole version designed with "universal" center hole.

| NUMBER   | DIMENSIONS  |
|----------|-------------|
| FL-208N  | 8" x 1-3/8" |
| FL-208W  | 8" x 1-3/4" |
| FL-208NM | 8" x 1-3/8" |
| FL-208WM | 8" x 1-3/4" |

Series-12 Strikes



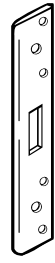
FL-212N  
FL-212W



FL-212N4  
FL-212W4



FL-212N6  
FL-212W6



FL-212NM  
FL-212WM

- 13 ga (.095) Steel.
- Finishes—FL212N, FL-212N4, FL-212N6, FL-212NM: BP (Brass Plated) FL-212W, FL-212W4, FL-212W6, FL-212WM: BP (Brass Plated), WH (White Coated), SL (Silver Coated)

**FL-212N6, FL-212W6**—

Double hole version designed to accommodate 6" center holes.

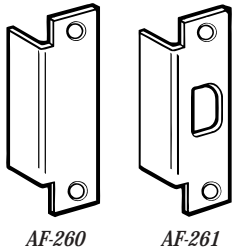
**FL-212NM, FL-212WM**—Mortise hole version with "universal" center hole.

**FL-212N, FL-212W**—Single hole version designed to work with key-in-knob or deadbolt. Display Package Size - 4" x 16".

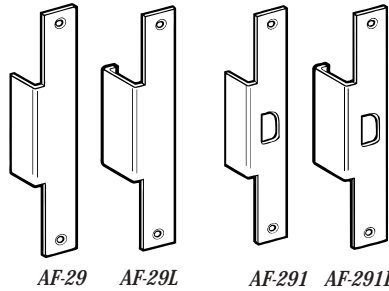
**FL-212N4, FL-212W4**—Double hole version designed to accommodate both 3-5/8" and 4" centered locksets. Display Package Size - 4" x 16".

| NUMBER   | DIMENSIONS   |
|----------|--------------|
| FL-212N  | 12" x 1-3/8" |
| FL-212W  | 12" x 1-3/4" |
| FL-212N4 | 12" x 1-3/8" |
| FL-212W4 | 12" x 1-3/4" |
| FL-212N6 | 12" x 1-3/8" |
| FL-212W6 | 12" x 1-3/4" |
| FL-212NM | 12" x 1-3/8" |
| FL-212WM | 12" x 1-3/4" |

#### Frame Filler Plates



AF-260 AF-261



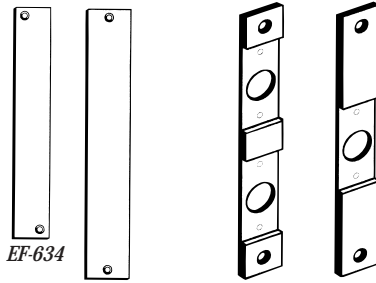
AF-29 AF-29L AF-291 AF-291L

These frame filler plates fit select Folger Adam, Von Duprin and Rofu numbers.

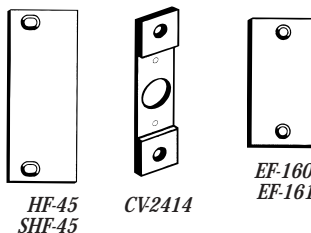
- 13 gauge (.095) steel.
- Finishes—DU (Duro Coated), SL (Silver Coated)

| NUMBER  | DIMENSIONS      | LIP DEPTH |
|---------|-----------------|-----------|
| AF-29   | 9" x 1-3/8"     | 1-1/2"    |
| AF-291  | 9" x 1-3/8"     | 1-1/2"    |
| AF-29L  | 9" x 1-3/8"     | 2"        |
| AF-291L | 9" x 1-3/8"     | 2"        |
| AF-260  | 4-7/8" x 1-1/4" | 1-1/2"    |
| AF-261  | 4-7/8" x 1-1/4" | 1-1/2"    |

#### Door Filler Plates



EF-634 EF-86 LW-86 CV-8624 CV-86



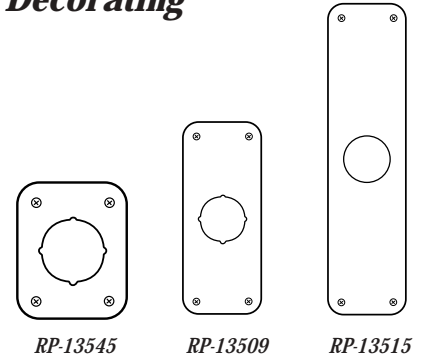
HF-45 SHF-45 CV-2414 EF-160, EF-161

- Finishes—PC (Prime Coat Steel)

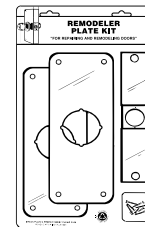
- EF-634—Flush bolt cut-out.
- EF-86—86 cut-out.
- HF-45, SHF-45—Door hinge cut-out.
- EF-160—160 cut-out.
- EF-161—161 cut-out.
- CV-8624—Converts 86 cut-out to (2) 161.
- CV-86—86 cut-out to 161.
- CV-2414—Converts Sargent's Integra locks to a 161 cut-out.

| NUMBER  | DIMENSIONS          |
|---------|---------------------|
| CV-86   | 8" x 1-1/4"         |
| CV-2414 | 4-1/4" x 1-1/4"     |
| CV-8624 | 8" x 1-1/4"         |
| EF-86   | 8" x 1-1/4" x 3/16" |
| LW-86   | 8" x 1-1/4" x 1/4"  |
| EF-160  | 2-1/4" x 1"         |
| EF-161  | 2-1/4" x 1-1/8"     |
| EF-634  | 6-3/4" x 1"         |
| HF-45   | 4-1/2" x 1-3/4"     |
| SHF-45  | 4-1/2" x 1-1/2"     |

#### For Modernizing or Decorating



RP-13545 RP-13509 RP-13515



Kit Contains:  
(2) RP-13509  
(1) CV-86-C &  
all fasteners

RPK-109

- .032 thick.  
Also available prepped for lever locks.
- Finishes—RP-13509, RP-13545: 605, 609, 612, 630  
RP-13515, RPK-109: 605, 630

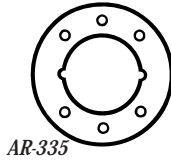
| NUMBER   | DIMENSIONS      |
|----------|-----------------|
| RP-13509 | 3-1/2" x 9"     |
| RP-13515 | 3-1/2" x 15"    |
| RP-13545 | 3-1/2" x 4-1/2" |
| RPK-109  | —               |

## DON-JO MANUFACTURING, INC.

### Accessory Hardware

#### Adapter Rings

Adapter Rings allow use of Grade 1 or Grade 2 key-in-levers on 1-3/8" doors. (.125) Aluminum.




AR-335

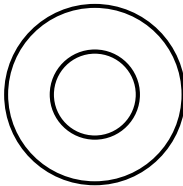
- Finishes—605, 613, 630

| NUMBER | DIMENSIONS  |
|--------|-------------|
| AR-335 | 3-1/2" O.D. |

#### Scar Plates Convert 2-3/8" to 2-3/4" Backset



SP-135



DSP-135

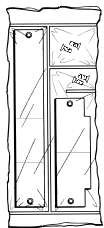
**SP-135**—Fits under rose of key-in-knob or deadbolt locks.

**DSP-135**—Fits under deadbolt collars.

- Finishes—605, 609, 612, 630

| NUMBER  | DIMENSIONS  |
|---------|-------------|
| SP-135  | 3-1/2" O.D. |
| DSP-135 | 3-1/2" O.D. |

#### Filler Plate Kits



FPK-86



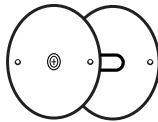
FPK-161

FPK-86—86 cutout. FPK-161—161 cutout.

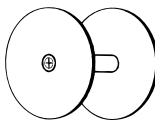
- Finishes—PC (Prime Coated)

| NUMBER  | CONTENTS             |
|---------|----------------------|
| FPK-86  | EF-86/FS-260         |
| FPK-161 | BF-161/EF-161/FS-260 |

#### Hole Filler Plates



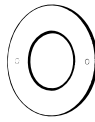
BF-161



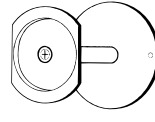
BF-178

**BF-161**—Covers up to 2-1/8" hole.

**BF-178**—Covers up to 1-1/2" hole.



CP-258

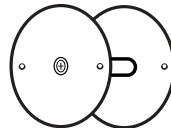


PDF-161

**CP-258**—2-5/8" cylinder plate - can be used with Rim or Mortise Cylinders.

**PDF-161**—Covers up to 2-1/8" hole under rim panic device.

**BF-135**—Covers up to 3-3/4" hole.

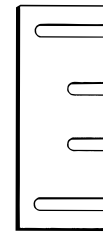


BF-135

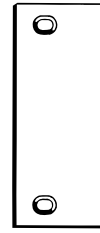
- Finishes—BF-135, BF161, BF178, CP-258: BP (Brass Plated), SL (Silver Coated), PC (Prime Coated) PDF-161: PC (Prime Coated)

| NUMBER  | DIMENSIONS      |
|---------|-----------------|
| BF-161  | 2-3/8" Diameter |
| BF-178  | 1-7/8" Diameter |
| CP-258  | 2-5/8" Diameter |
| PDF-161 | 2-1/8" Hole     |
| BF-135  | 3-3/4" Diameter |

#### Frame Filler Plates



HS-090  
HS-060



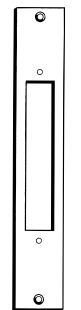
FF-45  
FF-50



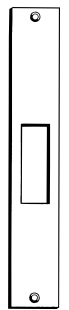
FS-260-PC



BTS-160-PC



ST-386-PC



DBS-386

Available in Prime Coat finish (PC).

**FS-260-PC**—ANSI cut-out.

**BTS-160-PC**—T strike with 160 cut-out.

**HS-090**—13 GA (.090) hinge shim.

**HS-060**—16 GA (.060) hinge shim.

**FF-45, FF-50**—ANSI cut-out.

**ST-386-PC**—Use with pair of 86 cut-out doors. Apply ANSI strike over. Reversible.

**DBS-386**—Deadbolt strike for 86 cut-out. Use with pair of doors.

| NUMBER  | DIMENSIONS      |
|---------|-----------------|
| BTS-160 | 2-3/4" x 1-1/2" |
| DBS-386 | 8" x 1-1/4"     |
| FF-45   | 4-1/2" x 1-5/8" |
| FF-50   | 5" x 1-5/8"     |
| FS-260  | 4-7/8" x 1-1/4" |
| HS-060  | 4-1/2" Shims    |
| HS-090  |                 |
| ST-386  | 8" x 1-1/4"     |