

CORBIN RUSSWIN

Exit Devices

ED5200/ED5200A Series



Features

- **Handing:** Device non-handed. Lever trim handed.
- **Bar Length:** Easily field cut to size. Standard: 36" bar fits 30" to 36" door. Optional: 48" bar fits 36" to 48" door; specify W048.
- **Door Thickness:** 1-3/4" standard. Optional: 2"; specify D200. Optional: 2-1/4"; specify D214.
- **Stile:** Minimum width 4-1/2".
- **Pushbar Projection:** 3-1/4" active, 2-3/4" dogged.
- **Latchbolt:** 3/4" throw, stainless steel pullman type with stainless steel deadlocking latch.
- **Dogging:** Standard on ED5200 devices: single point 1/4 turn dogging. Optional: Less dogging; specify M51. Optional: Cylinder dogging; specify M52. Dogging not available on ED5200A devices.
- **Strike:** Roller strike. Fire safety interlock provided for use with ED5200A devices.
- **Finish:** Available in US32D and other standard architectural finishes.

Certification/Compliance

ANSI: Meets A156.3, Type 1, Grade 1. ED5200A is a fire rated device.

U.L. /U.L.C.: All devices listed for safety as panic hardware; devices comply with UL 305 standards for panic hardware. Three hour fire rated devices listed as fire exit hardware for A label and lesser class 4' x 8' single or 8' x 8' double doors; U.L. symbol on active case cover indicates listing.

ED5400/ED5400A Series



Features

- **Handing:** Device field reversible. Lever trim handed.
- **Bar Length:** Easily field cut to size. Standard: 36" bar fits 30" to 36" door. Optional: 48" bar fits 36" to 48" door; specify W048.
- **Door Thickness:** 1-3/4" standard. Optional: 2"; specify D200. Optional: 2-1/4"; specify D214.
- **Stile:** Minimum width 4-1/2".
- **Door heights up to 10'** available (except for fire rated devices that are limited to 8' height).
- **Pushbar Projection:** 3-1/4" active, 2-3/4" dogged.

- **Latchbolt:** Top: 3/4" throw, stainless steel, pullman type with automatic deadlatching. Bottom: 5/8" throw deadbolt, held retracted during door swing.
- **Vertical Rods:** 1/2" O.D. tubular brass, bronze or stainless steel with rod guides.
- **Less Bottom Rod:** Optional on ED5400 devices; specify M55.
- **Strike:** Top: roller type. Bottom: Flush mounted. Optional strikes available.
- **Finish:** Available in US32D and other standard architectural finishes.

Certification/Compliance

ANSI: Meets A156.3, Type 2, Grade 1. ED5400A is a fire rated device.

U.L. /U.L.C.: All devices listed for safety as panic hardware; devices comply with UL 305 standards for panic hardware. Three hour fire rated devices listed as fire exit hardware for A label and lesser class 4' x 8' single or 8' x 8' double doors; U.L. symbol on active case cover indicates listing.

ED5600/ED5600A Mortise Exit Device



Features

- **Handing:** Device non-handed. Lever trim handed.
- **Bar Length:** Easily field cut to size. Standard: 36" bar fits 30" to 36" door. Optional: 48" bar fits 36" to 48" door; specify W048.
- **Door Thickness:** 1-3/4" standard. Optional: 2"; specify D200. 2-1/4"; specify D214.
- **Stile:** Minimum width 4-1/2".
- **Pushbar Projection:** 3-1/4" active, 2-3/4" dogged.
- **Latchbolt:** 3/4" throw, stainless steel pullman type with stainless steel deadlocking latch.
- **Dogging:** Standard on ED5600 devices: single point 1/4 turn dogging. Optional: Less dogging; specify M51. Cylinder dogging; specify M52. Dogging not available on ED5600A devices.
- **Strike:** Non-handed ANSI 4-7/8" x 1-1/4" curved lip strike standard.
- **Finish:** Available in US32D and other standard architectural finishes.

Certification/Compliance

ANSI: Meets A156.3, Type 1, Grade 1. ED5600A is a fire rated device.

U.L. /U.L.C.: All devices listed for safety as panic hardware; devices comply with UL 305 standards for panic hardware. Three hour fire rated devices listed as fire exit hardware for A label and lesser class 4' x 8' single or 8' x 8' double doors; U.L. symbol on active case cover indicates listing.

Note: ED5000 Series exit devices are optionally available with electric latch retraction, monitoring and alarm features. Please contact us for ordering details.

ED8200/ED8200A Series

Features

- Hanging: Non-handed.
- Bar Length: Easily field cut to size. Standard: 36" bar fits 31" to 36" door. Optional: 30" bar fits 28" to 30" door. 42" bar fits 37" to 42" door. 48" bar fits 43" to 48" door.
- Door Thickness: 1-3/4" standard.
- Backset: 2-3/4".
- Stile: Minimum width 5".
- Projection: 2-1/2" low profile for barrier-free access.
- Latchbolt: 3/4" stainless steel, pullman type with stainless steel deadlocking latch.
- Dogging: Standard on non fire-rated devices-1/4 turn hex key. Not available on fire-rated devices. Optional: Less dogging; specify M51.
- Finishes: Powder-coat in aluminum (689) or bronze (691) standard. Others available.
- Fire Rating: Standard devices are not fire-rated. Fire-rated devices are available as a special order. Please inquire.



Certification/Compliance

ANSI: Meets A156.3, Type 1, Grade 1.

U.L. /U.L.C.: All devices listed for safety as panic hardware; devices comply with UL 305 standards for panic hardware. Three hour fire rated devices listed as fire exit hardware for A label and lesser class 4' x 8' single or 8' x 8' double doors; U.L. symbol on active case cover indicates listing.

ED8400/ED8400A

Features

- Hanging: Handed; specify hand.
- Bar Length: Easily field cut to size. Standard: 36" bar fits 31" to 36" door. Optional: 30" bar fits 28" to 30" door. 42" bar fits 37" to 42" door. 48" bar fits 43" to 48" door.
- Door Thickness: 1-3/4" standard.
- Backset: 2-3/4".
- Stile: Minimum width 5".
- Door Height: All top rods easily field cut to size. Standard: On ED8400 devices: top rod for 7' 6" door. Optional: On ED8400 devices: top rod for doors up to 10'; specify H1000.
- Projection: 2-1/2" low profile for barrier-free access.



- Latchbolt: ED8400 devices: Top: 1/2" interlocking drop latch. Bottom: 5/8" pivoted.
- Vertical Rods: Inverted U-shaped rectangle.
- Dogging: Standard on non fire-rated devices-1/4 turn hex key. Not available on fire-rated devices. Optional: Less dogging; specify M51.
- Finishes: Powder-coat in aluminum (689) or bronze (691) standard. Others available.
- Fire Rating: Standard devices are not fire-rated. Fire-rated devices are available as a special order. Please inquire.

Certification/Compliance


ANSI: Meets A156.3, Type 2, Grade 1.

U.L. /U.L.C.: All devices listed for safety as panic hardware; devices comply with UL 305 standards for panic hardware. Three hour fire rated devices listed as fire exit hardware for A label and lesser class 4' x 8' single or 8' x 8' double doors; U.L. symbol on active case cover indicates listing.

DC2000 Series

Features

- Spring Power: DC2200 closers: non-sized; fully adjustable 1 through 6.
- Hanging: Non-handed.
- Body: Cast iron case with seamless one-piece forged steel spring tube.
- Cover: Standard: non-metallic full cover.
- Arm: Heavy duty adjustable; forged steel.



Certification/Compliance

ANSI: Meets A156.4, Grade 1.

U.L. /U.L.C.: Listed for fire and cycle requirements.

DC3000 Series

Features

- Spring Power: DC3200 closers: non-sized; fully adjustable 1 through 6.
- Hanging: Non-handed.
- Body: Cast iron case with seamless one-piece forged steel spring tube.
- Cover: Standard: non-metallic.
- Arm: Heavy duty thread-adjustable; forged steel.



Certification/Compliance

ANSI: Meets A156.4, Grade 1.

U.L. /U.L.C.: Listed for fire and cycle requirements.

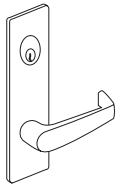

Note: Detailed information on Corbin Russwin door closers is available on request.

CORBIN RUSSWIN

Exit Device Trim and Accessories

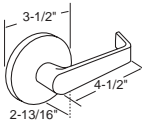

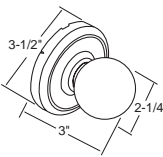
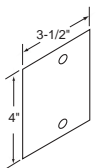
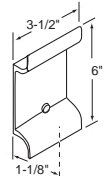

5000 Series

ED5200/ED5400/ED5600: Functions and Trims

	TRIM DESIGN	PASSAGE ANSI NO. F02	DUMMY ANSI NO. F08	CLASSROOM ANSI NO. F03	NIGHTLATCH ANSI NO. F03/F09
	Newport N7  N7M Mortise Lever: Cast Escutcheon: Wrought Cylinder is not included.	N710 N7M10	N750 N7M50	*N755 N7M55	N757 N7M57

8000 Series

ED8000: Functions and Trims

	Newport N5  Lever: Die cast zinc Rose: Wrought brass or bronze Cylinder: Key-in-lever	N510		N555	N559
	Global G10 Knob: Wrought Rose: Wrought brass or bronze Cylinder: Key-in-knob	G1010		G1055	
	Flat Plate F1 Plate: Steel Cylinder: Rim Available in plated and painted finishes.		F150		
	Wing Pull P8  Pull: Extruded Cylinder: Rim Available in painted finishes only.		P850		*P857

*Available less cylinder (Specify P857LC).

ED8000 Series Strikes

Part Numbers

- 386F45 Standard Rim Strike.
- 468F30 Double Door Strike.

