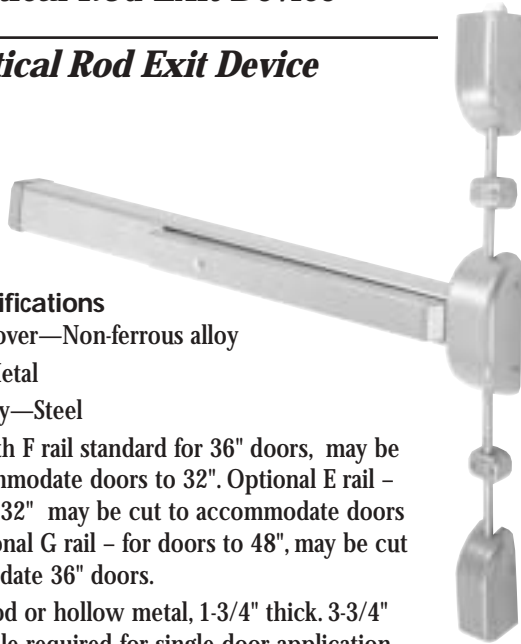


ARROW ARCHITECTURAL HARDWARE

S1150 Vertical Rod Exit Device

S1150 Vertical Rod Exit Device



General Specifications

- Chassis & Cover—Non-ferrous alloy
- End Cap—Metal
- Rail Assembly—Steel
- Supplied with F rail standard for 36" doors, may be cut to accommodate doors to 32". Optional E rail – for doors to 32" may be cut to accommodate doors to 24". Optional G rail – for doors to 48", may be cut to accommodate 36" doors.
- Doors—Wood or hollow metal, 1-3/4" thick. 3-3/4" minimum stile required for single door application. 3-1/2" minimum stile required for double door application.
- Hand—Reversible. Packed LHRB standard.
- Strikes—S22 Top Strike surface applied to stop, no mortise required. Black nylon coated, furnished standard. S23 bottom strike surface applied to threshold or floor. Black nylon coated, furnished standard. Fire rated—646 top strike standard (surface mounted)

- Dogging—Hex key dogging standard. Cylinder dogging available. To order, add suffix "CD" to model number. Dogging not available on fire-labeled devices.
- Top & Bottom Bolts—Brass 1/2" throw top bolt, 3/4" throw bottom bolt.
- Rods—Furnished standard for 90" door. Extension kits available for doors to 108". (Catalog Number VRX-18)
- Through Bolts—To order separately, specify S51 for S1150, F-S51 for F- S1150, and finish. To order with device, add suffix "TB" to item number.
- Available fire rated. Prefix model number with "F".

Finishes

AL—Powder coat aluminum, BRZ: Powder coat bronze, LBZ: Light bronze sprayed.

To Order—Specify device, trim, finish, through bolts (if required).

Certification

- Certified to conform to the standards of ANSI/BHMA A156.3 Type 2 Grade 1.
- U.L. and C.U.L. Listed for panic, standard. Labeled for 3 hour or lesser fire doors. To order, add prefix "F" to device.
- Made in the USA.

Functions - S1150 Vertical Rod Exit Device

ARROW	FUNCTION		OUTSIDE TRIM	MODEL	DESCRIPTION
08	Exit Only		Blank Plate Pull Plate Dummy TA Knob Dummy BD Knob Dummy SR Lever Dummy BR Lever	S1150 x SF01 x Finish S1150 x SF02 x Finish S1150 x TA08 x Finish S1150 x BD08 x Finish S1150 x SR08 x Finish S1150 x BR08 x Finish	Dummy
12	Storeroom		Key in TA Knob Key in BD Knob Key in SR Lever Key in BR Lever Key in VR Lever	S1150 x TA12 x Finish S1150 x BD12 x Finish S1150 x SR12 x Finish S1150 x BR12 x Finish S1150 x VR12 x Finish	Outside key unlocks lever/knob which retracts latch. Key removable only when locked.
17	Classroom		Key in TA Knob Key in BD Knob Key in SR Lever Key in BR Lever Key in VR Lever	S1150 x TA17 x Finish S1150 x BD17 x Finish S1150 x SR17 x Finish S1150 x BR17 x Finish S1150 x VR17 x Finish	Outside key locks and unlocks knob/lever
01	Passage		TA Knob BD Knob SR Lever BR Lever VR Lever	S1150 x TA01 x Finish S1150 x BD01 x Finish S1150 x SR01 x Finish S1150 x BR01 x Finish S1150 x VR01 x Finish	Outside trim always active

Rim Exit Device



General Specifications

- Chassis & Cover—Non-ferrous alloy
- End Cap—Metal
- Rail Assembly—Steel
- Supplied with F rail standard for 36" doors, may be cut to accommodate doors to 32". Optional E rail – for doors to 32" may be cut to accommodate doors to 24". Optional G rail – for doors to 48", may be cut to accommodate 36" doors.
- Doors—Wood or hollow metal, 1-3/4" thick with 4-1/2" minimum stile, 4-5/8" for fire-labeled devices. Will fit doors cut for ANSI 161 door prep.
- Hand—Non-handed.
- Strikes—S38 surface applied furnished standard. S36 Double door strike for double doors without mullion.
- Latchbolt—3/4" throw stainless steel.

- Dogging—Hex key dogging standard. Cylinder dogging available. To order, add suffix "CD" to model number. Dogging not available on fire-labeled devices.
- Trim—One chassis will accept all trim designs and functions.
- Through Bolts: To order separately, specify S52 for S1250, F-S52 for F-S1250, and finish. To order with device, add suffix "TB" to item number.
- Available fire rated. Prefix model number with "F".

Finishes

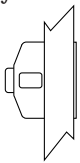
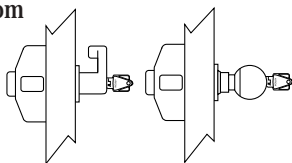
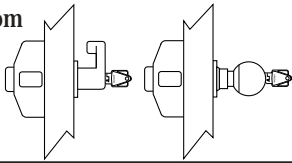
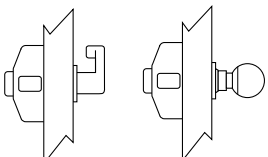
AL—Powder coat aluminum, BRZ: Powder coat bronze, LBZ: Light bronze sprayed.

To Order—Specify device, trim, finish, through bolts (if required).

Certification

- Certified to conform to the standards of ANSI/BHMA A156.3 Type 2 Grade 1.
- U.L. and C.U.L. Listed for panic, standard. Labeled for 3 hour or lesser fire doors. To order, add prefix "F" to device.
- Made in the USA.

Functions - Rim Exit Device

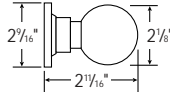
ARROW	FUNCTION	OUTSIDE TRIM	MODEL	DESCRIPTION
08	Exit Only 	Blank Plate Pull Plate Dummy TA Knob Dummy BD Knob Dummy SR Lever Dummy BR Lever Dummy VR Lever	S1250 x SF01 x Finish S1250 x SF02 x Finish S1250 x TA08 x Finish S1250 x BD08 x Finish S1250 x SR08 x Finish S1250 x BR08 x Finish S1250 x VR08 x Finish	dummy
12	Storeroom 	Pull Plate x Cylinder Key in TA Knob Key in BD Knob Key in SR Lever Key in BR Lever Key in VR Lever	S1250 x SF03 x Finish S1250 x TA12 x Finish S1250 x BD12 x Finish S1250 x SR12 x Finish S1250 x BR12 x Finish S1250 x VR12 x Finish	Outside key unlocks lever/knob which retracts latch. Key removable only when locked.
17	Classroom 	Key in TA Knob Key in BD Knob Key in SR Lever Key in BR Lever Key in VR Lever	S1250 x TA17 x Finish S1250 x BD17 x Finish S1250 x SR17 x Finish S1250 x BR17 x Finish S1250 x VR17 x Finish	Outside key locks and unlocks knob/lever
01	Passage 	A Knob BD Knob SR Lever BR Lever VR Lever	S1250 x TA01 x Finish S1250 x BD01 x Finish S1250 x SR01 x Finish S1250 x BR01 x Finish S1250 x VR01 x Finish	Outside trim always active

ARROW ARCHITECTURAL HARDWARE

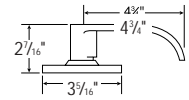
S1150 & S1250 Exit Device, Exit Alarm Trim

Knob & Lever Designs

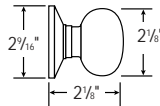
Ball BD
Knob: B Wrought
Rose: D Wrought



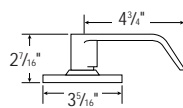
Broadway BR
Knob: B Cast
Rose: R Wrought



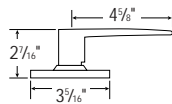
Tudor TA
Knob: T Wrought
Rose: A Wrought



Sierra SR
Knob: S Cast
Rose: R Wrought



Ventura VR
Knob: B Cast
Rose: R Wrought




Exterior Trim


Exit Alarm & S1150 & S1250 Exit Device
 Exit Device Trim



SF01



SF02



SF12

General Specifications

- Matching trim available to complement other series of cylindrical locks, B Series Mortise locks, exit devices and alarms.

Knob and Lever Functions

- 01—Passage.
- 12—Storeroom—Key retracts latch, only removable when locked.
- 17—Classroom—Key locks/unlocks outside knob/lever.

Ordering information

When ordering trim, specify design symbol and function, eg: BR12, if specifying Broadway lever in Storeroom function.

Finishes

US3, US10, US10B, US26, US26D (Knobs and levers)
 AL, BRZ, RD (SF Trim)